



Degrees
Granted

Table of Contents

Degrees Awarded by Level.....Page 1

Bachelor's Degrees by Gender.....Page 2

Masters Degrees by Gender.....Page 3

Doctoral Degrees by Gender.....Page 4

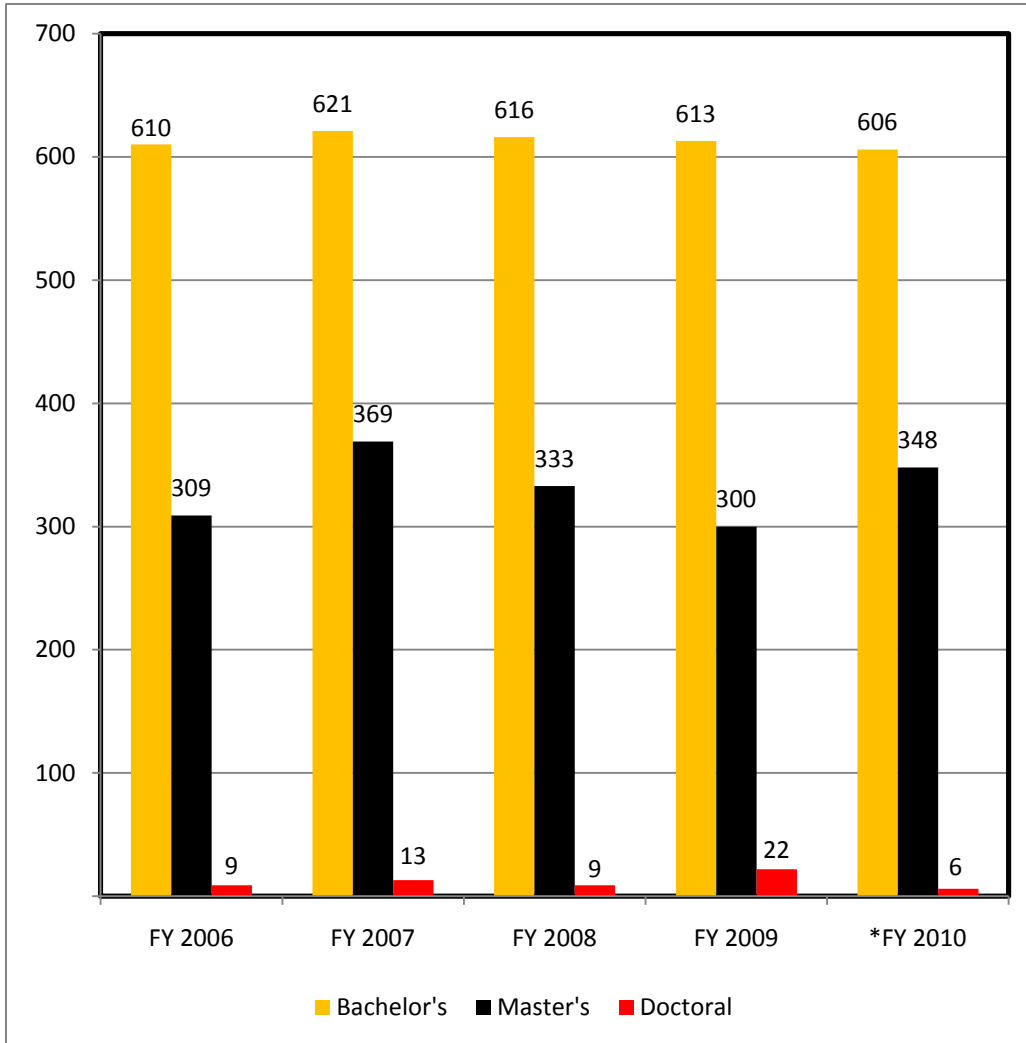
Bachelor's Degrees by Major.....Page 5

Masters/Doctoral Degrees by Major.....Page 6

Bachelor's Degrees by Ethnicity.....Page 7



**Degrees Awarded By Level
FY 2006 - 2010**



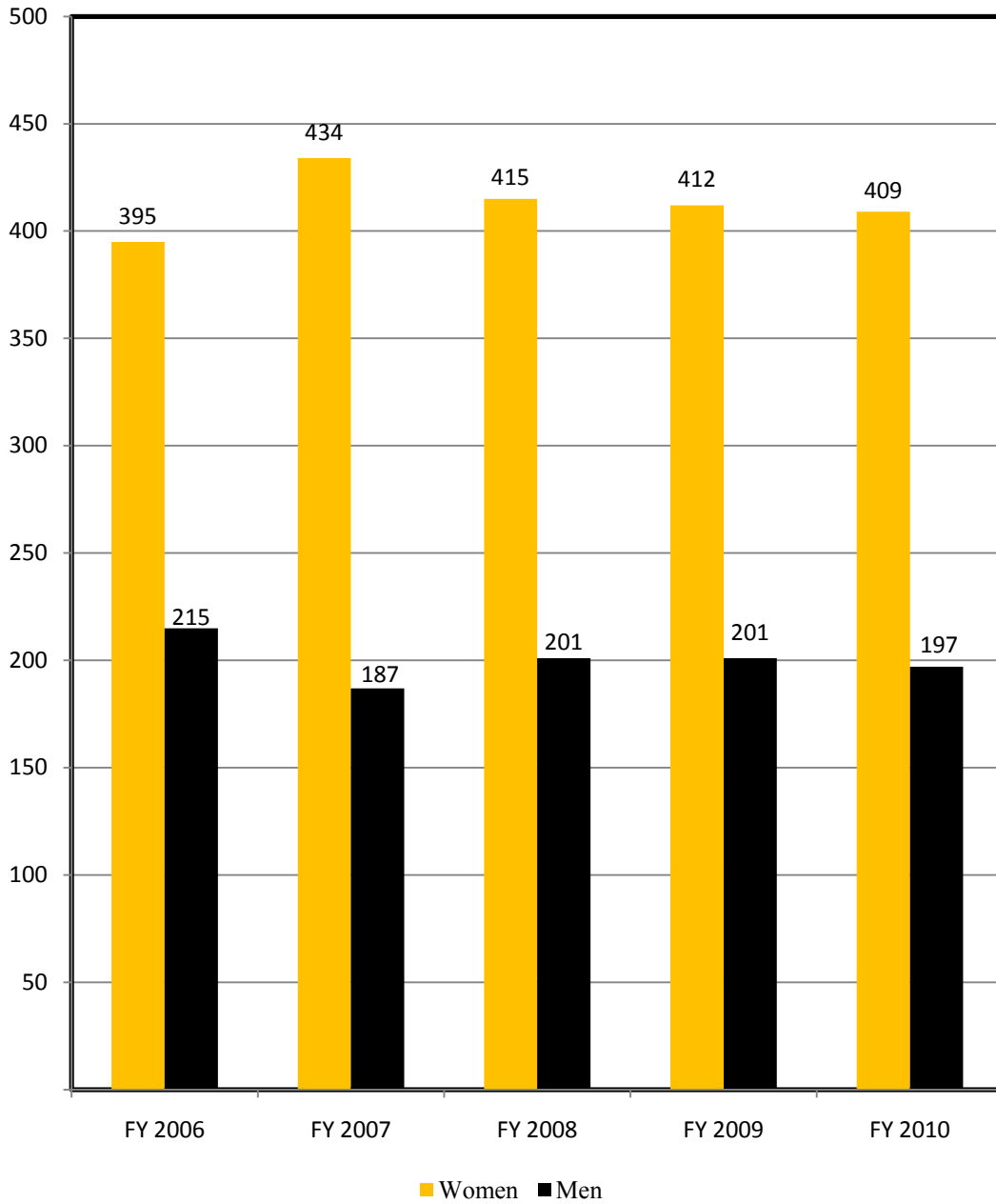
Source: DIS

*Post-Baccalaureate Certificate - 1

*Certificate of Advance Study - 3



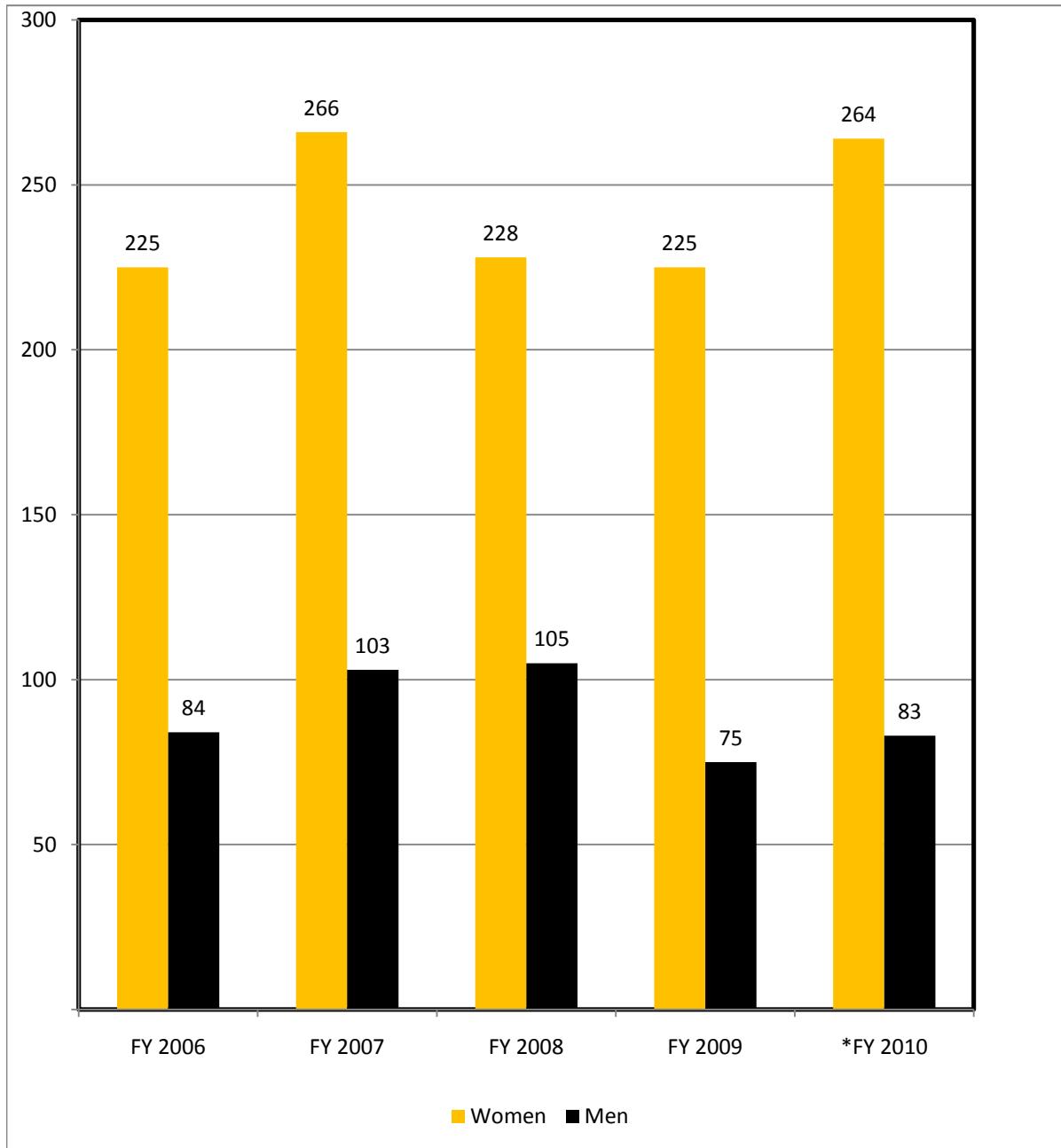
**Bachelor's Degrees by Gender
FY 2006 - 2010**



Source: DIS



**Masters Degrees by Gender
FY 2006 - 2010**



Source: DIS

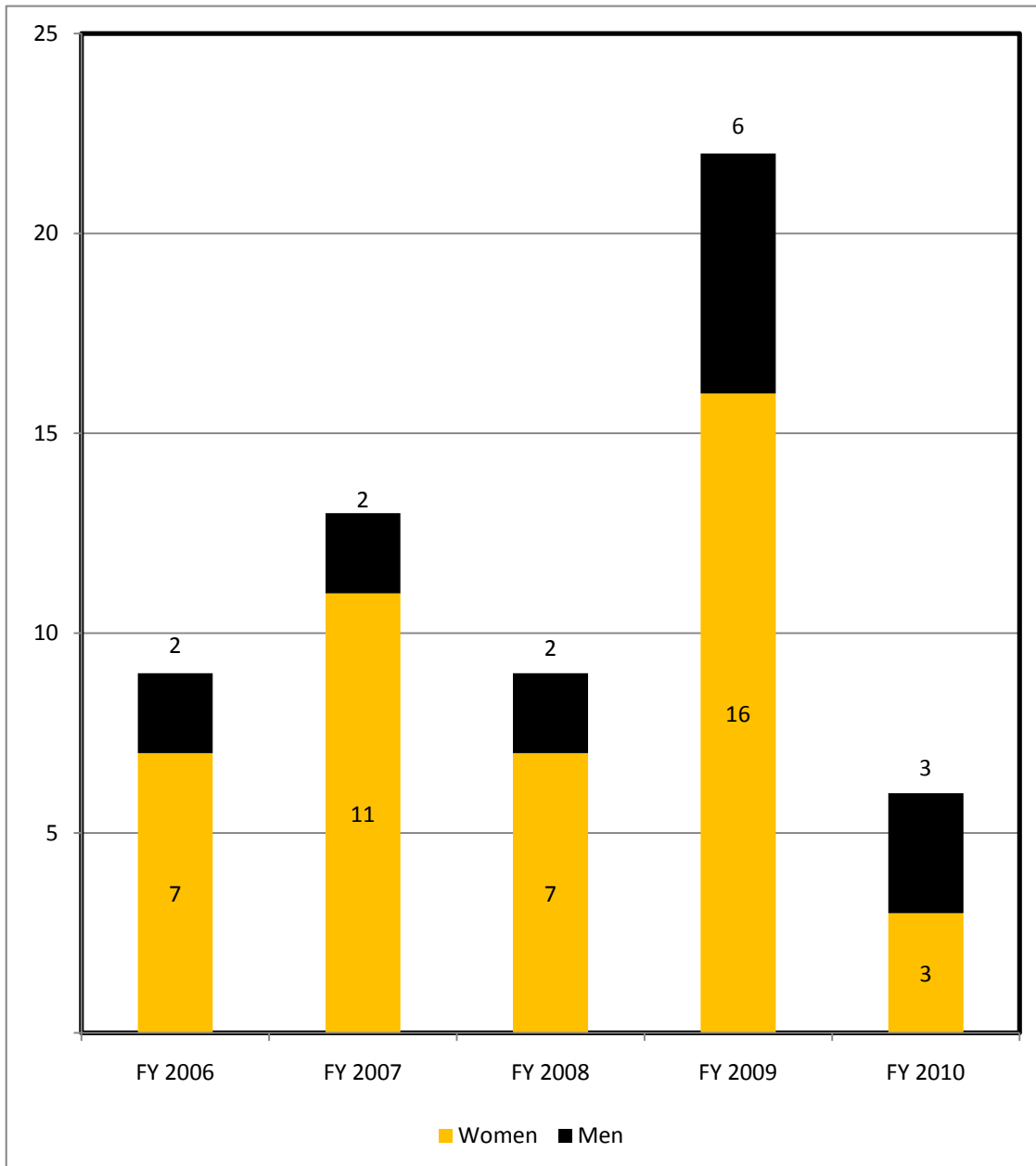
*Post-Baccalaureate Certificate - 1

*Certificate of Advance Study - 3

*Unknown - 6



**Doctoral Degrees by Gender
FY 2006 - 2010**



Source: DIS



**Bachelor's Degrees By Major
FY 2006 - 2010**

Hegis	Major	FY				
		2006	2007	2008	2009	2010
040100	Biology, General	18	20	34	23	26
050601	Business Administration	168	113	173	149	159
060500	Communication Media	54	81	72	88	76
070100	Computer Science	15	19	11	9	11
079903	Computer Technology	29	27	26	20	26
080200	Elementary Education	23	24	22	21	15
082300	Early Childhood Education	6	17	13	25	7
083400	Science Education	0	0	1	0	0
100100	Fine Arts	19	11	8	18	25
100700	Theater Arts	0	5	2	0	4
120300	Nursing	36	59	32	24	40
150100	English	18	6	9	16	4
170100	Mathematics	5	4	5	9	5
200101	Psychology	73	69	72	53	60
210200	Public Administration	1	0	0	0	0
210400	Social Work	22	41	31	27	34
220500	History and Government	19	20	11	19	19
220802	Sociology	74	72	72	90	78
229940	Technology	3	4	4	1	1
499900	Child & Adolescent Studies	20	29	18	21	16
	Total	603	621	616	613	606

Source: DIS

* Total Includes Overseas Bachelor's Degrees



**Masters Degrees By Major
FY 2006 - 2010**

Hegis	Major	FY				
		2006	2007	2008	2009	2010
050601	Business Administration	23	15	16	19	15
050602	Administrative Management	8	7	0	1	0
069902	Organizational Communications	16	8	10	11	25
070100	Computer Science	10	5	6	9	12
070200	Management Information Systems	42	49	59	25	19
080200	Elementary Education	6	4	3	3	1
080301	Secondary Education	6	4	1	2	6
080312	Teaching (MAT)	12	9	9	16	13
080800	Special Education	15	13	22	30	20
082201	School Psychology	0	2	6	5	10
082601	School Counseling	16	45	33	16	28
082700	Elementary & Secondary School Admin	22	22	9	15	7
083000	Reading Education	17	39	51	34	16
120300	Nursing	7	11	5	0	12
150100	English	3	1	2	0	1
170301	Applied and Computational Mathematics	1	2	0	1	0
200401	Counseling Psychology	39	60	37	39	27
200402	Mental Health Counseling	0	0	0	6	9
200403	Human Resource Development	30	23	15	19	25
210200	Public Administration	36	50	49	49	27

**Doctoral Degrees by Major
FY 2006 - 2010**

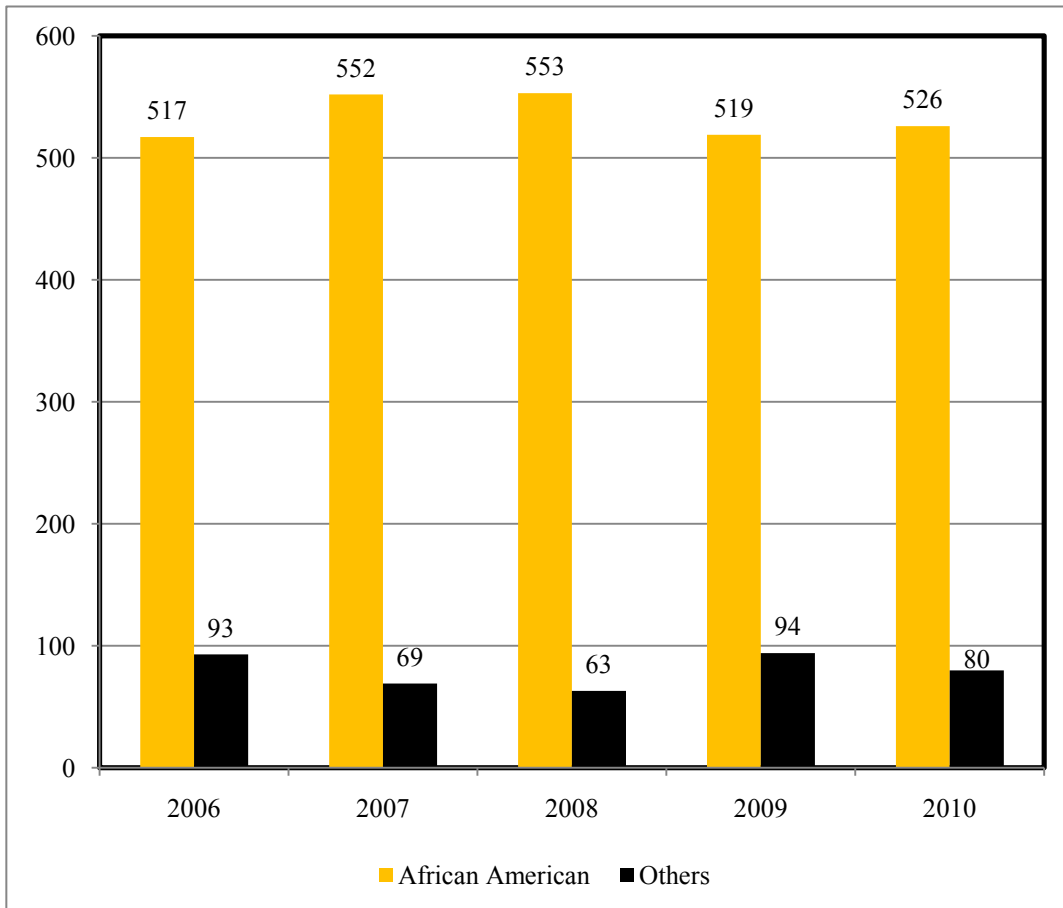
Hegis	Major	FY				
		2006	2007	2008	2009	2010
082701	Educational Leadership/Executive Fellows	9	13	9	22	6
	Total	318	382	342	322	279

Source: DIS



**Bachelors Degrees by Ethnicity
FY 2006 - 2010**

Ethnicity	FY				
	2006	2007	2008	2009	2010
African American	517	552	553	519	526
Asian or Pacific Islander	6	13	5	8	7
American Indian	5	1	2	1	1
Hispanic	12	3	10	11	15
White	48	42	36	38	32
Foreign	9	5	4	32	23
Unknown	13	5	6	4	2
Total	610	621	616	613	606



Source: DIS