BOWIE STATE UNIVERSITY
MONTHLY DASHBOARD



	Federal Grants and Contracts	Other Revenues	Sales & Services-Auxiliary	Sales & Services-Educational	State Appropriation	Tuition & Fees
• Revenues	182,149	218,736	12,612,831	-	11,993,508	25,374,769

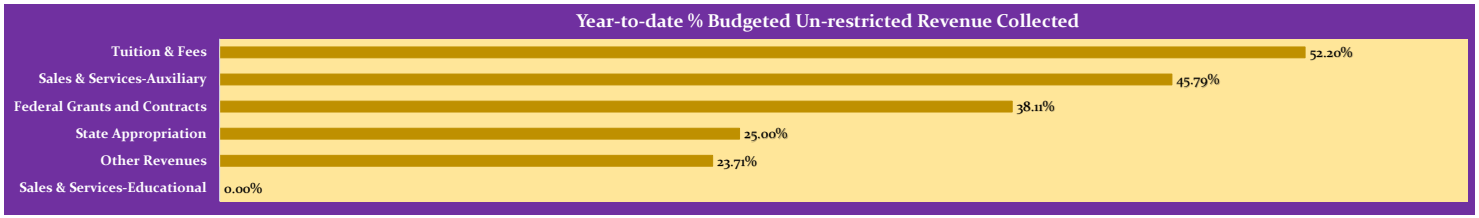

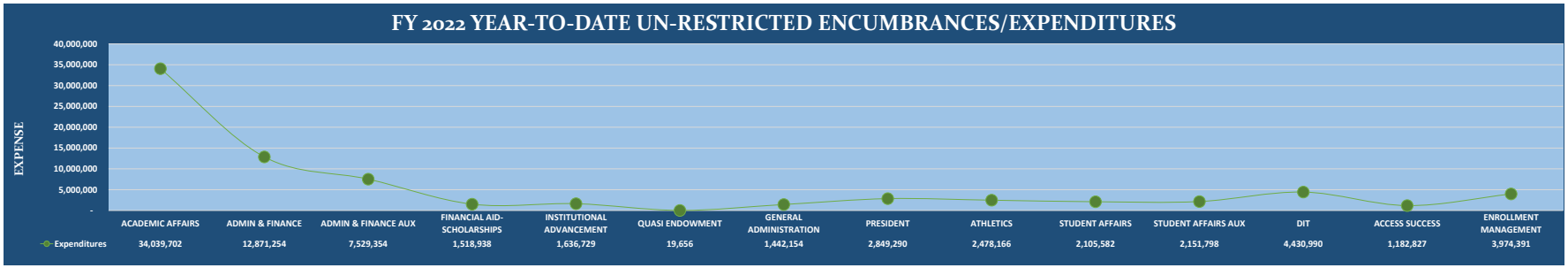

	ACADEMIC AFFAIRS	ADMIN & FINANCE	ADMIN & FINANCE AUX	FINANCIAL AID-SCHOLARSHIPS	INSTITUTIONAL ADVANCEMENT	QUASI ENDOWMENT	GENERAL ADMINISTRATION	PRESIDENT	ATHLETICS	STUDENT AFFAIRS	STUDENT AFFAIRS AUX	DIT	ACCESS SUCCESS	ENROLLMENT MANAGEMENT
Expenditures	34,039,702	12,871,254	7,529,354	1,518,938	1,636,729	19,656	1,442,154	2,849,290	2,478,166	2,105,582	2,151,798	4,430,990	1,182,827	3,974,391

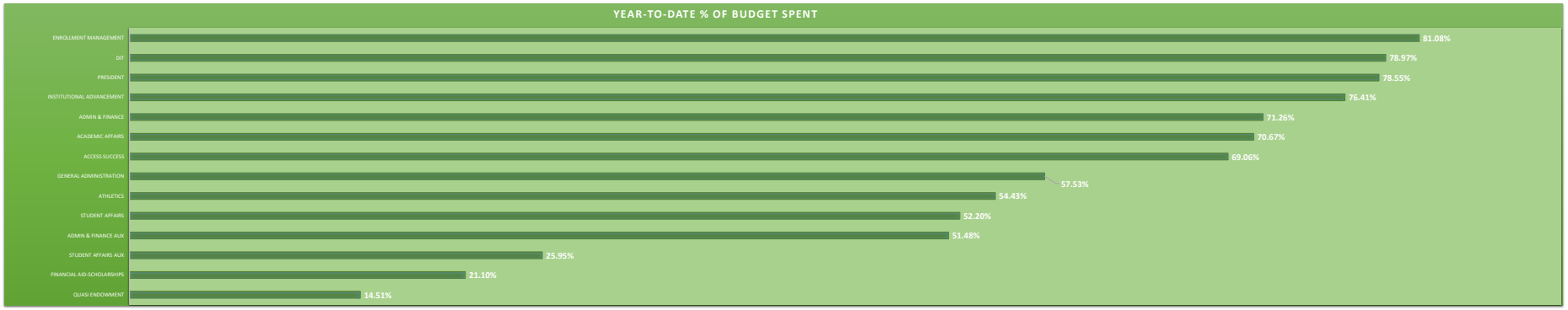

Revenues & Expenditures as of September 30, 2021