

2020-2021 Annual Reporting Measures

Table of Content

Impact Measures

- Measure 1 (Initial): Completer effectiveness. (R4.1) 2
- Measure 2 (Initial and Advanced): Satisfaction of employers and stakeholder involvement. (R4.2|R5.3| RA4.1) 3

Outcome Measures

- Measure 3 (Initial): Candidate competency at completion. (R3.3) 8
- Measure 3 (Advanced): Candidate competency at completion. (RA3.4) 25
- Measure 4 (Initial and Advanced): Ability of completers to be hired 26

Impact Measures

- **Measure 1 (Initial): Completer effectiveness. (R4.1)**

Due to Covid-19, our impact study and follow-up studies were affected. Follow-up impact studies are currently under development and are expected to become available fall of 2022.

Satisfaction of Employers: Initial and Advanced Programs 2020-2021 Page 1

Initial Program Employer Survey Results

Report: **Survey Results - Compiled Results Report Generated by Task**
 Form: **Bowie State University College of Education Teacher Employ**
 Report Generated: **Sunday, April 24, 2022**
 Survey Cases : **CASE#1: Survey Launch: Bowle St 5 individual(s) of 20 total**

Planning and Preparation (Required Element)

Form Element Type: Rating Scale

Total Individual Response(s): 5 Individual Response(s)

Response Legend: 1 = Insufficient Evidence 2 = Unprepared 3 = Somewhat Prepared 4 = Prepared 5 = Well Prepared

Rated Item(s)	Total	Distribution %					Average	Median	Mode	Standard Deviation
		1	2	3	4	5				
Demonstrates knowledge of content subject matter and pedagogy	5	0.00%	0.00%	20.00%	60.00%	20.00%	4	4	4	0.63
Demonstrates knowledge of student differences and diversity	5	0.00%	0.00%	20.00%	80.00%	0.00%	3.8	4	4	0.4
Demonstrates knowledge of instructional goals, county and state standards	5	0.00%	0.00%	60.00%	40.00%	0.00%	3.4	3	3	0.49
Demonstrates knowledge of resources	5	0.00%	0.00%	80.00%	20.00%	0.00%	3.2	3	3	0.4
Selects appropriate instructional goals/objectives/standards	5	0.00%	0.00%	40.00%	60.00%	0.00%	3.6	4	4	0.49
Uses multiple means of assessment based on specific goals/outcomes/standards to monitor learner progress	5	0.00%	0.00%	0.00%	100.00%	0.00%	4	4	4	0
Total	30	0.00%	0.00%	36.67%	60.00%	3.33%	3.67	4	4	0.54

Classroom Environment (Required Element)

Form Element Type: Rating Scale

Total Individual Response(s): 5 Individual Response(s)

Response Legend: 1 = Insufficient Evidence 2 = Unprepared 3 = Somewhat Prepared 4 = Prepared 5 = Well Prepared

Rated Item(s)	Total	Distribution %					Average	Median	Mode	Standard Deviation
		1	2	3	4	5				
Exhibits mutual respect to support the learning environment	5	0.00%	0.00%	20.00%	80.00%	0.00%	3.8	4	4	0.4
Facilitates student engagement	5	0.00%	0.00%	0.00%	80.00%	20.00%	4.2	4	4	0.4
Demonstrates understanding of content to create appropriate adaptations for diverse learners	5	0.00%	0.00%	20.00%	80.00%	0.00%	3.8	4	4	0.4
Demonstrates ability to monitor and respond appropriately to student behavior	5	0.00%	0.00%	60.00%	40.00%	0.00%	3.4	3	3	0.49
Uses appropriate and varied materials and instructional resources	5	0.00%	0.00%	20.00%	80.00%	0.00%	3.8	4	4	0.4
Total	25	0.00%	0.00%	24.00%	72.00%	4.00%	3.8	4	4	0.49

Instruction (Required Element)

Form Element Type: Rating Scale

Total Individual Response(s): 5 Individual Response(s)

Response Legend: 1 = Insufficient Evidence 2 = Unprepared 3 = Somewhat Prepared 4 = Prepared 5 = Well Prepared

Rated Item(s)	Total	Distribution %					Average	Median	Mode	Standard Deviation
		1	2	3	4	5				
Communicates/implements consistent procedures and expectations for appropriate behavior	5	0.00%	0.00%	40.00%	60.00%	0.00%	3.6	4	4	0.49
Demonstrates a variety of questioning strategies to facilitate learning	5	0.00%	0.00%	20.00%	80.00%	0.00%	3.8	4	4	0.4
Uses varied and appropriate instructional strategies to motivate and engage diverse learners	5	0.00%	0.00%	40.00%	40.00%	20.00%	3.8	4	3,4	0.75
Uses learner assessment data to inform instruction	5	0.00%	0.00%	20.00%	80.00%	0.00%	3.8	4	4	0.4
Differentiates instruction using developmentally effective approaches	5	0.00%	0.00%	40.00%	40.00%	20.00%	3.8	4	3,4	0.75
Total	25	0.00%	0.00%	32.00%	60.00%	8.00%	3.76	4	4	0.59

Satisfaction of Employers: Initial and Advanced Programs 2020-2021 Page 2

Professional Responsibilities (Required Element)

Reference Label: Professional Responsibilities

Form Element Type: Rating Scale

Total Individual Response(s): 5 Individual Response(s)

Response Legend: 1 = Insufficient Evidence 2 = Unprepared 3 = Somewhat Prepared 4 = Prepared 5 = Well Prepared

Rated Item(s)	Total	Distribution %					Average	Median	Mode	Standard Deviation
		1	2	3	4	5				
Uses self-reflection to guide practice and enhance professional growth	5	0.00%	0.00%	80.00%	20.00%	0.00%	3.2	3	3	0.4
Maintains accurate records	5	0.00%	0.00%	40.00%	60.00%	0.00%	3.6	4	4	0.49
Builds family and community relationships	5	0.00%	0.00%	100.00%	0.00%	0.00%	3	3	3	0
Is immersed in school opportunities	5	0.00%	0.00%	60.00%	40.00%	0.00%	3.4	3	3	0.49
Seeks and responds appropriately to feedback from mentor teacher, supervisor, and administrators, and uses opportunities for professional growth	5	0.00%	0.00%	20.00%	80.00%	0.00%	3.8	4	4	0.4
Maintains an appropriate level of professionalism and ethical behavior	5	0.00%	0.00%	0.00%	80.00%	20.00%	4.2	4	4	0.4
Total	30	0.00%	0.00%	50.00%	46.67%	3.33%	3.53	3.5	3	0.56

Impact on Student Growth (Required Element)

Reference Label: Student Growth

Form Element Type: Rating Scale

Total Individual Response(s): 5 Individual Response(s)

Response Legend: 1 = Insufficient Evidence 2 = Limited 3 = Developing 4 = Proficient 5 = Exemplary

Rated Item(s)	Total	Distribution %					Average	Median	Mode	Standard Deviation
		1	2	3	4	5				
Please rate and comment on the teacher's Impact on student growth	5	0.00%	0.00%	40.00%	60.00%	0.00%	3.6	4	4	0.49
Total	5	0.00%	0.00%	40.00%	60.00%	0.00%	3.6	4	4	0.49

How would you describe the preparation and performance of recent Bowie State University graduates in your school. (Required Element)

Reference Label: Dispositions

Form Element Type: Multiple Answers Possible

Total Individual Response(s): 5 Individual Response(s)

Response(s)	Count	Percent
Cooperation	4	80.00%
Professional Attitude	5	100.00%
Acceptable Role Model	4	80.00%
Initiative/Personal Motivation	2	40.00%
Time Management	2	40.00%
Professional Judgment	2	40.00%
Problem Solving Skills	1	20.00%
Emotional Composure	1	20.00%
Intrapersonal Skills	2	40.00%

Overall, how would you describe the preparation and performance of Bowie State University teacher graduates, in general, in your school? (Required Element)

Reference Label: Preparation and Performance

Form Element Type: Open Ended Response

Total Individual Response(s): 5 Individual Response(s)

Response(s)
Open-ended responses are not available on this report.

On the basis of the preparation and performance of Bowie State University graduates, how likely are you to employ other Bowie teacher graduates? (Required Element)

Reference Label: Employment Future Graduates

Form Element Type: Open Ended Response

Total Individual Response(s): 5 Individual Response(s)

Response(s)
Open-ended responses are not available on this report.

What is your current position at the school? (Required Element)

Reference Label: Current Position


Form Element Type: Open Ended Response

Total Individual Response(s): 5 Individual Response(s)

Response(s)
Open-ended responses are not available on this report.

Employer Survey Results Summary

During the fall of 2020, a Program Completer consent tool was sent to 23 program completers using Microsoft Survey to obtain their permission to contact their employers for feedback on their work as a school psychologist. Five program completers responded and all of the respondents gave their permission to contact one or two supervisors/ employer representatives. Six employers were sent the Employer Evaluation Tool with the following questions:

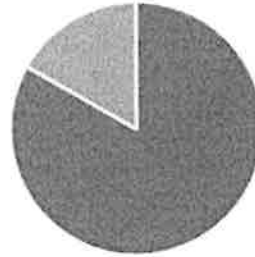


We received ratings and feedback from all six employers and the data revealed very promising positive feedback. Specifically, the respondents were five (5) site supervisors and one principal, as can be seen in the figure below. The focal candidates worked in these school districts for an average of approximately three years in their school or school district with a range of 1-6 years.

3. Please indicate your title

[More Details](#)

● Site Supervisor	5
● Principal	1
● Other	0



For the professional disposition domain, 68% of respondents felt that the program completers **exceeded** standards in their interpersonal skills, resilience, and resourcefulness while 32% felt that the candidates met expectations. In terms of these professional dispositions including punctuality and general organization skills, the respondents reported that our program completers met or exceeded these standards.

In terms of the school psychology practical skills, 83% of respondents reported that the candidates **exceeded** standards in effectively engaging in team planning and MTSS with 27% reporting that our candidates met the standards. Approximately 67% of employers felt that our program graduates **exceeded** the behavioral/ social emotional consultation intervention, assessment, and counseling standards in their job performance while 34% felt that they met standards. There was a 50% split among employer ratings of our program completers' academic consultation and intervention skills. Half of the employers reported that the candidates **exceeded** the standards and the other half reported that our completers met the standards. Thus, academic consultation and intervention would be considered a growth target for our program. While this feedback is largely positive, these trends have highlighted some key areas for improvement and growth in our training program.

In the domain of diversity and advocacy, 100% of the employers rated our candidates as **exceeds** standards in two areas: embracing diversity and culturally responsive assessment. Thus, there is overwhelming support for our program completers embracing all forms of diversity and demonstrating cultural responsiveness in their data collection, assessment and evaluation. Also within this area, 83% of the employers reported that our candidates **exceed** expectations in building rapport with students. With 17% indicating that our candidates met standards in this

area. 67% of raters reported that our candidates **exceeded** standards in addressing diversity and/or social justice issues during consultation, evaluation, and intervention activities, with 33% reporting that they met standards in this area. Half of the employers reported that candidates **demonstrate** sensitivity to diverse communities with regard to consultation and intervention, while half felt that our program completers met standards. Therefore, demonstrating cultural sensitivity in the consultation process would be considered a program growth target based upon these findings.

There were three open ended questions about specific suggestions for improving the program and any overall strengths and growth targets. There was also a question about how we could improve the employer rating tool. The qualitative feedback suggested that program could be improved by supporting completers' interviewing skills, as it was noted that interviewing was a growth target for BSU candidates in general. Furthermore, it was suggested that candidates should receive training in addressing professional grooming skills with their students. With regard to overall strengths, program completers were described as exceptional in all areas and very thorough with strong assessment and collaboration skills. Key growth targets included responding effectively to adversity and resistance, especially in settings in which the candidates are not comfortable. Also, it was noted that there could be improvements in the candidates' abilities to offer solutions when raising concerns and persevere through frustrations from interactions with "difficult" staff members. Some suggested improvements for this rating tool included clarifying the focus of questions #10 and #11 to identify whether the questions are asking about overall strengths and growth targets of the program or of the candidate. In sum, these findings have shed light on several areas for continuous improvement. While we currently utilize an intensive mock interview process with our practicum students, this feedback suggests more practice and training is needed in this area.

ETS
Title II Reporting Services

**HEOA - Title II
 2020 - 2021 Academic Year**

Institution Name		Bowie State University	
Institution Code		5401	
State		Maryland	
Statewide			
Number Taking Assessment ¹	Number Passing Assessment ²	Number Taking Assessment ¹	Number Passing Assessment ²
All program completers, 2020-21	39	1297	1297
All program completers, 2019-20	27	1504	1361
All program completers, 2018-19	58	1607	1576
			84%
			90%
			98%

April 4, 2022

Note: In cases where there are less than ten students taking the assessment or license/certificate, the number passing and pass rate are not reported.
¹ Number of completers taking one or more assessments within their area of specialization.
² Summary level "Number Taking Assessment" may differ from assessment level "Number Taking Assessment" because each student is counted once at the summary level but may be counted in multiple assessments at the assessment level.

**HEOA - Title II
 2020 - 2021 Academic Year**

Institution Name		Bowie State University	
Institution Code		5401	
State		Maryland	

Assessment Information ¹	Group	Number Taking Assessment	Number Passing Assessment	Institutional Pass Rate	Institutional Average Scaled Score	Assessment Cut Score ²	Statewide		
							Number Taking Assessment	Number Passing Assessment	Statewide Average Scaled Score
AGRICULTURE (5701) Test Company: ETS Score Range: 100-200	All enrolled students who have completed all nonclinical courses, 2020-21								
	Other enrolled students, 2020-21								
	All program completers, 2020-21	3							
	All program completers, 2019-20	1							
ART CONTENT AND ANALYSIS (5135) Test Company: ETS Score Range: 100-200	All program completers, 2018-19	4							
	All enrolled students who have completed all nonclinical courses, 2020-21								
	Other enrolled students, 2020-21	25	16	64%				165	
	All program completers, 2020-21	43	42	98%				170	
BIOLOGY CONTENT KNOWLEDGE (0235) Test Company: ETS Score Range: 100-200	All program completers, 2019-20	59	57	97%				172	
	All program completers, 2018-19	59	58	98%				172	
	All enrolled students who have completed all nonclinical courses, 2020-21	5							
	Other enrolled students, 2020-21	21	19	90%				165	
	All program completers, 2020-21	36	36	100%				169	

April 4, 2022

BUSINESS ED CONTENT KNOWLEDGE (6101)	All program completers, 2019-20	2	35	35	100%	170
Test Company: ETS Score Range: 100-200	All program completers, 2018-19		45	45	100%	169
	All enrolled students who have completed all nonclinical courses, 2020-21		2			
	Other enrolled students, 2020-21		1			
	All program completers, 2020-21		2			
	All program completers, 2019-20		4			
	All program completers, 2018-19		5			

 Title II Reporting Services		HEOA - Title II 2020 - 2021 Academic Year	
Institution Name Institution Code State		Bowie State University 5401 Maryland	

Assessment Information 1	Group	Number Taking Assessment	Number Passing Assessment	Institutional Pass Rate	Institutional Average Scaled Score	Assessment Cut Score 2	Number Taking Assessment	Number Passing Assessment	Statewide Pass Rate	Statewide Average Scaled Score
CHEMISTRY CONTENT KNOWLEDGE (0245) Test Company: ETS Score Range: 100-200	All enrolled students who have completed all nonclinical courses, 2020-21						1			
	Other enrolled students, 2020-21						3			
	All program completers, 2020-21						11	11	100%	172
	All program completers, 2019-20						5			
	All program completers, 2018-19						6			
CHINESE (MANDARIN) WORLD LANGUAGE (5665) Test Company: ETS Score Range: 100-200	All enrolled students who have completed all nonclinical courses, 2020-21									
	Other enrolled students, 2020-21						1			
	All program completers, 2020-21						6			
	All program completers, 2019-20						5			
	All program completers, 2018-19						5			
COMPUTER SCIENCE (DISCONTINUED) (5651) Test Company: ETS Score Range: 100-200	All enrolled students who have completed all nonclinical courses, 2020-21									
	Other enrolled students, 2020-21									
	All program completers, 2020-21									
	All program completers, 2019-20									
	All program completers, 2018-19						3			
COMPUTER SCIENCE (6652)	All enrolled students who have completed all nonclinical courses, 2020-21									

April 4, 2022


Other enrolled students, 2020-21									1	
All program completers, 2020-21									1	
All program completers, 2019-20										
All program completers, 2018-19									1	

April 4, 2022

Title II Reporting Services		HEOA - Title II 2020 - 2021 Academic Year									
Institution Name Bowie State University Institution Code 5401 State Maryland		Assessment Information 1					Statewide				
Test Company: ETS Score Range: 100-200	Group	Number Taking Assessment	Number Passing Assessment	Institutional Pass Rate	Institutional Average Scaled Score	Assessment Cut Score 2	Number Taking Assessment	Number Passing Assessment	Statewide Pass Rate	Statewide Average Scaled Score	
CORE ACADEMIC SKILLS FOR ED: MATH (5732)	All enrolled students who have completed all nonclinical courses, 2020-21	7				150	36	26	72%	155	
	Other enrolled students, 2020-21	22	7	32%	142	150	464	303	65%	154	
	All program completers, 2020-21	28	13	46%	148	150	694	585	86%	161	
	All program completers, 2019-20	23	20	87%	157	150	839	801	95%	164	
	All program completers, 2018-19	45	45	100%	162	150	940	931	99%	166	
CORE ACADEMIC SKILLS FOR ED: READING (5712)	All enrolled students who have completed all nonclinical courses, 2020-21	10	7	70%	156	156	35	28	80%	170	
	Other enrolled students, 2020-21	11	9	82%	166	156	461	400	87%	172	
	All program completers, 2020-21	25	20	80%	168	156	706	673	95%	175	
	All program completers, 2019-20	23	22	96%	172	156	836	831	99%	178	
	All program completers, 2018-19	47	47	100%	175	156	938	937	100%	178	
CORE ACADEMIC SKILLS FOR ED: WRITING (5722)	All enrolled students who have completed all nonclinical courses, 2020-21	6				162	32	22	69%	164	
	Other enrolled students, 2020-21	12	5	42%	156	162	453	323	71%	163	
	All program completers, 2020-21	27	12	44%	159	162	697	613	88%	167	
	All program completers, 2019-20	25	24	96%	166	162	846	820	97%	169	
	All program completers, 2018-19	43	43	100%	166	162	932	929	100%	170	
CORE ACADEMIC SKILLS FOR EDUCATORS: MATH (5733)	All enrolled students who have completed all nonclinical courses, 2020-21	12	6	50%	138	150	22	16	73%	154	
	Other enrolled students, 2020-21	43	27	63%	150	150	222	173	78%	163	
	All program completers, 2020-21	6				150	50	47	94%	173	
All program completers, 2019-20						14	13	93%	165		

All program completers, 2018-19

4

 Title II Reporting Services		HEOA - Title II 2020 - 2021 Academic Year								
Institution Name Bowie State University		Institution Code 5401								
State Maryland										
Assessment Information CORE ACADEMIC SKILLS FOR EDUCATORS: READING (5713) Test Company: ETS Score Range: 100-200	Group	Number Taking Assessment	Number Passing Assessment	Institutional Pass Rate	Institutional Average Scaled Score	Assessment Cut Score?	Number Taking Assessment	Number Passing Assessment	Statewide	
									Statewide Pass Rate	Statewide Average Scaled Score
CORE ACADEMIC SKILLS FOR EDUCATORS: READING (5713) Test Company: ETS Score Range: 100-200	All enrolled students who have completed all nonclinical courses, 2020-21	9				156	17	12	71%	164
	Other enrolled students, 2020-21	45	27	60%	160	156	202	158	78%	168
	All program completers, 2020-21	6				156	32	28	88%	178
	All program completers, 2019-20						5			
	All program completers, 2018-19						3			
	All enrolled students who have completed all nonclinical courses, 2020-21	13	2	15%	148	162	23	10	43%	156
CORE ACADEMIC SKILLS FOR EDUCATORS: WRITING (5723) Test Company: ETS Score Range: 100-200	Other enrolled students, 2020-21	43	16	37%	155	162	211	112	53%	161
	All program completers, 2020-21	7				162	38	27	71%	164
	All program completers, 2019-20						6			
	All program completers, 2018-19						3			
	All enrolled students who have completed all nonclinical courses, 2020-21	4				156	4			
	Other enrolled students, 2020-21	2				156	89	80	90%	171
EARLY CHILDHOOD EDUCATION (5025) Test Company: ETS Score Range: 100-200	All program completers, 2020-21	21	18	86%	169	156	291	285	98%	175
	All program completers, 2019-20	9				156	253	253	100%	178
	All program completers, 2018-19	26	26	100%	173	156	291	291	100%	176
	All enrolled students who have completed all nonclinical courses, 2020-21						1			
	Other enrolled students, 2020-21						4			
	All program completers, 2020-21						4			
EARTH AND SPACE SCIENCES - CK (6571) Test Company: ETS Score Range: 100-200	All program completers, 2019-20						4			
	All program completers, 2018-19						5			

**Title II
Reporting Services**

**HEOA - Title II
2020 - 2021 Academic Year**

Institution Name
Bowling Green State University
Institution Code
5401
State
Maryland

April 4, 2022

Assessment Information ¹	Group	Number Taking Assessment	Number Passing Assessment	Institutional Pass Rate	Institutional Average Scaled Score	Assessment Cut Score ²	Number Taking Assessment	Number Passing Assessment	Statewide Pass Rate	Statewide Average Scaled Score
ELEM ED CKT: MATHEMATICS (7813) Test Company: ETS Score Range: 100-200	All enrolled students who have completed all nonclinical courses, 2020-21	2				150	19	14	74%	159
	Other enrolled students, 2020-21	2				150	128	93	73%	160
	All program completers, 2020-21	11	7	64%	150	150	503	469	93%	166
	All program completers, 2019-20	10	9	90%	158	150	285	269	94%	166
	All program completers, 2018-19	1				150	6			
ELEM ED CKT: READING LANGUAGE ARTS (7812) Test Company: ETS Score Range: 100-200	All enrolled students who have completed all nonclinical courses, 2020-21	4				161	18	9	50%	159
	Other enrolled students, 2020-21	2				161	122	84	69%	167
	All program completers, 2020-21	9				161	502	470	94%	173
	All program completers, 2019-20	12	11	92%	164	161	307	285	93%	172
	All program completers, 2018-19	1				161	7			
ELEM ED CKT: SCIENCE (7814) Test Company: ETS Score Range: 100-200	All enrolled students who have completed all nonclinical courses, 2020-21	2				154	17	15	88%	170
	Other enrolled students, 2020-21	3				154	132	122	92%	171
	All program completers, 2020-21	11	8	73%	159	154	493	480	97%	178
	All program completers, 2019-20	11	10	91%	168	154	269	265	99%	178
	All program completers, 2018-19	1				154	4			
ELEM ED CKT: SOCIAL STUDIES (7815) Test Company: ETS Score Range: 100-200	All enrolled students who have completed all nonclinical courses, 2020-21	2				161	15	11	73%	171
	Other enrolled students, 2020-21	3				161	129	100	78%	168
	All program completers, 2020-21	12	7	58%	160	161	507	478	94%	175
	All program completers, 2019-20	14	11	79%	166	161	353	324	92%	173
	All program completers, 2018-19	1				161	13	12	92%	169

ETS
Title II
Reporting Services

HEOA - Title II
2020 - 2021 Academic Year

Institution Name: Bowtie State University
 Institution Code: 6401
 State: Maryland

April 4, 2022


Assessment Information ¹		Statewide								
Assessment Information ¹	Group	Number Taking Assessment	Number Passing Assessment	Institutional Pass Rate	Institutional Average Scaled Score	Assessment Cut Score ²	Number Taking Assessment	Number Passing Assessment	Statewide Pass Rate	Statewide Average Scaled Score
ELEM ED: INSTRUCTIONAL PRACTICE AND APPLICATIONS (5019) Test Company: ETS Score Range: 100-200	All enrolled students who have completed all nonclinical courses, 2020-21						1			
	Other enrolled students, 2020-21						1			
	All program completers, 2020-21						4			
	All program completers, 2019-20	12	11	92%	165	155	82	81	99%	171
ELEM ED: MATHEMATICS CKT (7803) Test Company: ETS Score Range: 100-200	All program completers, 2018-19									
	All enrolled students who have completed all nonclinical courses, 2020-21						8			
	Other enrolled students, 2020-21						8			
	All program completers, 2020-21	3	3	100%	163	150	15	14	93%	166
ELEM ED: READING AND LANG ARTS CKT (7802) Test Company: ETS Score Range: 100-200	All program completers, 2019-20						188	183	97%	169
	All program completers, 2018-19	11	11	100%	163	150	541	538	99%	168
	All enrolled students who have completed all nonclinical courses, 2020-21						8			
	Other enrolled students, 2020-21						8			
ELEM ED: SCIENCE CKT (7804) Test Company: ETS Score Range: 100-200	All program completers, 2020-21						13	12	92%	170
	All program completers, 2019-20	2	2	100%	167	161	165	159	96%	174
	All program completers, 2018-19	11	11	100%	167	161	541	535	99%	174
	All enrolled students who have completed all nonclinical courses, 2020-21						8			
ELEM ED: SCIENCE CKT (7804) Test Company: ETS Score Range: 100-200	Other enrolled students, 2020-21						8			
	All program completers, 2020-21	1	1	100%	167	154	16	15	94%	171
	All program completers, 2019-20	4	4	100%	167	154	198	197	99%	180
	All program completers, 2018-19	11	11	100%	167	154	542	540	100%	179

ETS
Title II
Reporting Services

HEOA - Title II
2020 - 2021 Academic Year

Institution Name: Bowtie State University


FAMILY AND CONSUMER SCIENCES (5122) Test Company: ETS Score Range: 100-200	All enrolled students who have completed all nonclinical courses, 2020-21									1				
	Other enrolled students, 2020-21													
	All program completers, 2020-21													
	All program completers, 2019-20													
	All program completers, 2018-19													
	All enrolled students who have completed all nonclinical courses, 2020-21									1				
	Other enrolled students, 2020-21									3				
	All program completers, 2020-21									2				
	All program completers, 2019-20									1				
	All program completers, 2018-19									2				
GERMAN WORLD LANGUAGE (5183) Test Company: ETS Score Range: 100-200	All enrolled students who have completed all nonclinical courses, 2020-21									1				
	Other enrolled students, 2020-21													
	All program completers, 2020-21													
	All program completers, 2019-20									1				
	All program completers, 2018-19									1				
	All enrolled students who have completed all nonclinical courses, 2020-21													
	Other enrolled students, 2020-21													
	All program completers, 2020-21													
	All program completers, 2019-20									1				
	All program completers, 2018-19									1				
HEALTH EDUCATION (5551) Test Company: ETS Score Range: 100-200	All enrolled students who have completed all nonclinical courses, 2020-21													
	Other enrolled students, 2020-21									3				
	All program completers, 2020-21									14		11	79%	163
	All program completers, 2019-20									12		11	92%	167
	All program completers, 2018-19									21		21	100%	168
	All enrolled students who have completed all nonclinical courses, 2020-21													
	Other enrolled students, 2020-21													
	All program completers, 2020-21													
	All program completers, 2019-20													
	All program completers, 2018-19													

 Title II Reporting Services		HEOA - Title II 2020 - 2021 Academic Year	
Institution Name	Bowie State University	Number Taking Assessment	
Institution Code	5401	Number Passing Assessment	
State	Maryland	Institutional Pass Rate	
Assessment Information ¹ MATHEMATICS CONTENT KNOWLEDGE (5161) Test Company: ETS Score Range: 100-200	Group	Institutional Average Scaled Score	Assessment Cut Score ²
	All enrolled students who have completed all nonclinical courses, 2020-21		
	Other enrolled students, 2020-21	1	160
All program completers, 2020-21			
		Number Taking Assessment	Number Passing Assessment
		56	46
		Statewide Average Scaled Score	Statewide Pass Rate
		162	55%
		Statewide Average Scaled Score	Statewide Pass Rate
		168	82%

<p>Test Company: ETS Score Range: 100-200</p> <p>PHYSICAL CONTENT AND DESIGN (5095)</p> <p>Test Company: ETS Score Range: 100-200</p> <p>PHYSICS CONTENT KNOWLEDGE (6265)</p> <p>Test Company: ETS Score Range: 100-200</p>	Other enrolled students, 2020-21					14	9	64%	167
	All program completers, 2020-21					57	50	88%	168
	All program completers, 2019-20					44	42	95%	171
	All program completers, 2018-19					42	41	98%	172
	All enrolled students who have completed all nonclinical courses, 2020-21								
	Other enrolled students, 2020-21					11	7	64%	172
	All program completers, 2020-21					80	59	74%	173
	All program completers, 2019-20					63	57	90%	174
	All program completers, 2018-19					51	49	96%	174
	All enrolled students who have completed all nonclinical courses, 2020-21								
<p>Test Company: ETS Score Range: 100-200</p> <p>PHYSICS CONTENT KNOWLEDGE (6265)</p> <p>Test Company: ETS Score Range: 100-200</p>	Other enrolled students, 2020-21					1			
	All program completers, 2020-21					7			
	All program completers, 2019-20						1		
	All program completers, 2018-19						3		
	All enrolled students who have completed all nonclinical courses, 2020-21								
	Other enrolled students, 2020-21								
	All program completers, 2020-21								
	All program completers, 2019-20								
	All program completers, 2018-19								
	All enrolled students who have completed all nonclinical courses, 2020-21								

<p>ETS</p> <p>Title II Reporting Services</p>	<p>HEOA - Title II</p> <p>2020 - 2021 Academic Year</p>									
	<p>Institution Name Bowie State University</p> <p>Institution Code 5401</p> <p>State Maryland</p>									
<p>Assessment Information †</p> <p>PRINC LEARNING AND TEACHING 7-12 (5624)</p> <p>Test Company: ETS Score Range: 100-200</p> <p>PRINC LEARNING AND TEACHING EARLY CHILD (5621)</p> <p>Test Company: ETS Score Range: 100-200</p>	<p>Group</p> <p>All enrolled students who have completed all nonclinical courses, 2020-21</p> <p>Other enrolled students, 2020-21</p> <p>All program completers, 2020-21</p> <p>All program completers, 2019-20</p> <p>All program completers, 2018-19</p> <p>All enrolled students who have completed all nonclinical courses, 2020-21</p> <p>Other enrolled students, 2020-21</p> <p>All program completers, 2020-21</p> <p>All program completers, 2019-20</p>	<p>Number Taking Assessment</p> <p></p> <p>1</p> <p>3</p> <p>7</p> <p>3</p> <p>3</p> <p>20</p> <p>9</p>	<p>Number Passing Assessment</p> <p></p> <p></p> <p></p> <p></p> <p></p> <p>15</p> <p></p>	<p>Institutional Pass Rate</p> <p></p> <p></p> <p></p> <p></p> <p>75%</p> <p></p>	<p>Institutional Average Scaled Score</p> <p></p> <p></p> <p></p> <p></p> <p>163</p> <p></p>	<p>Assessment Cirt Score †</p> <p></p> <p>157</p> <p></p> <p>157</p> <p>157</p> <p>157</p> <p>157</p> <p>157</p> <p>157</p>	<p>Number Taking Assessment</p> <p></p> <p>53</p> <p>163</p> <p>209</p> <p>330</p> <p>3</p> <p>37</p> <p>126</p> <p>122</p>	<p>Number Passing Assessment</p> <p></p> <p>51</p> <p>162</p> <p>207</p> <p>330</p> <p></p> <p>32</p> <p>117</p> <p>122</p>	<p>Statewide Pass Rate</p> <p></p> <p>96%</p> <p>99%</p> <p>99%</p> <p>100%</p> <p></p> <p>86%</p> <p>93%</p> <p>100%</p>	<p>Statewide Average Scaled Score</p> <p></p> <p>176</p> <p>180</p> <p>179</p> <p>181</p> <p></p> <p>167</p> <p>170</p> <p>173</p>

Test Company: ETS Score Range: 100-200	PRINCIPAL LEARNING AND TEACHING K-6 (5622)	All program completers, 2018-19	26	26	100%	169	157	244	242	99%	173
		All enrolled students who have completed all nonclinical courses, 2020-21						4			
		Other enrolled students, 2020-21						44	39	89%	173
		All program completers, 2020-21	10	8	80%	167	160	246	237	96%	176
		All program completers, 2019-20	13	13	100%	173	160	372	369	99%	179
		All program completers, 2018-19	24	24	100%	174	160	646	643	100%	179
		All enrolled students who have completed all nonclinical courses, 2020-21	1				163	23	19	83%	168
		Other enrolled students, 2020-21	2				163	102	92	90%	175
		All program completers, 2020-21	14	10	71%	163	163	290	280	97%	175
		All program completers, 2019-20	9				163	262	259	98%	176
		All program completers, 2018-19	10	10	100%	169	151	286	285	100%	176

 Title II Reporting Services	HEOA - Title II 2020 - 2021 Academic Year

April 4, 2022

Assessment Information ¹	Group	Number Taking Assessment	Number Passing Assessment	Institutional Pass Rate	Institutional Average Scaled Score	Assessment Cut Score ²	Number Taking Assessment	Number Passing Assessment	Statewide Pass Rate	Statewide Average Scaled Score
SOCIAL STUDIES CONTENT & INTERPRETATION (5086) Test Company: ETS Score Range: 100-200	All enrolled students who have completed all nonclinical courses, 2020-21						6			
	Other enrolled students, 2020-21						34	33	97%	170
	All program completers, 2020-21						70	66	94%	169
	All program completers, 2019-20						94	89	95%	169
SPANISH WORLD LANGUAGE (5195) Test Company: ETS Score Range: 100-200	All program completers, 2018-19						81	81	100%	168
	All enrolled students who have completed all nonclinical courses, 2020-21						1			
	Other enrolled students, 2020-21						8			
	All program completers, 2020-21						9			
TEACHING READING: ELEMENTARY (5205) Test Company: ETS	All program completers, 2019-20						6			
	All program completers, 2018-19						5			
	All enrolled students who have completed all nonclinical courses, 2020-21	6				159	16	7	44%	155
	Other enrolled students, 2020-21	2				159	193	145	75%	166

EDTPA: AGRICULTURAL EDUCATION (TPA0100) Test Company: E.S. Pearson* Score Range: 15-75	All enrolled students who have completed all nonclinical courses, 2020-21																			
	Other enrolled students, 2020-21																			
	All program completers, 2020-21																			
	All program completers, 2019-20																			
	All program completers, 2018-19																			

ETS Title II Reporting Services	HEOA - Title II 2020 - 2021 Academic Year	
	Bowie State University 5401 Maryland	

Assessment Information ¹	Group	Number Taking Assessment	Number Passing Assessment	Institutional Pass Rate	Institutional Average Scaled Score	Assessment Cut Score ²	Number Taking Assessment	Number Passing Assessment	Statewide Pass Rate	Statewide Average Scaled Score
EDTPA: BUSINESS EDUCATION (TPA0102) Test Company: E.S. Pearson* Score Range: 15-75	All enrolled students who have completed all nonclinical courses, 2020-21									
	Other enrolled students, 2020-21									
	All program completers, 2020-21						1			
	All program completers, 2019-20						2			
	All program completers, 2018-19									
EDTPA: EARLY CHILDHOOD (TPA0014) Test Company: E.S. Pearson* Score Range: 15-75	All enrolled students who have completed all nonclinical courses, 2020-21									
	Other enrolled students, 2020-21									
	All program completers, 2020-21						1			
	All program completers, 2019-20						129		100%	41
	All program completers, 2018-19						65		100%	43
EDTPA: ELEM ED LITERACY WITH MATHEMATICS TASK 4 (TPA0110) Test Company: E.S. Pearson* Score Range: 18-90	All enrolled students who have completed all nonclinical courses, 2020-21									
	Other enrolled students, 2020-21									
	All program completers, 2020-21						1			
	All program completers, 2019-20						78		100%	50
	All program completers, 2018-19						125		100%	53
EDTPA: ELEM ED MATHEMATICS WITH LITERACY TASK 4 (TPA0149) Test Company: E.S. Pearson* Score Range: 18-90	All enrolled students who have completed all nonclinical courses, 2020-21									
	Other enrolled students, 2020-21						1			
	All program completers, 2020-21						22		100%	50



Title II Reporting Services

**HEOA - Title II
2020 - 2021 Academic Year**

Institution Name
Bowie State University

Institution Code
5401

State
Maryland

April 4, 2022

Assessment Information ¹	Group	Number Taking Assessment	Number Passing Assessment	Institutional Pass Rate	Institutional Average Scaled Score	Assessment Cut Score ²	Number Taking Assessment	Number Passing Assessment	Statewide Pass Rate	Statewide Average Scaled Score
OPIC FRENCH (ACT3003) Test Company: ACTFL* Score Range: 1-10	All enrolled students who have completed all nonclinical courses, 2020-21									
	Other enrolled students, 2020-21									
	All program completers, 2020-21	1								
	All program completers, 2019-20									
	All program completers, 2018-19	1								
OPIC SPANISH (ACT3002) Test Company: ACTFL* Score Range: 1-10	All enrolled students who have completed all nonclinical courses, 2020-21									
	Other enrolled students, 2020-21									
	All program completers, 2020-21	4								
	All program completers, 2019-20									
	All program completers, 2018-19	2								
WPT CHINESE-MANDARIN (ACT2002) Test Company: ACTFL* Score Range: 1-10	All enrolled students who have completed all nonclinical courses, 2020-21									
	Other enrolled students, 2020-21									
	All program completers, 2020-21	1								
	All program completers, 2019-20									
	All program completers, 2018-19	7								
WPT FRENCH (ACT2005) Test Company: ACTFL* Score Range: 1-10	All enrolled students who have completed all nonclinical courses, 2020-21									
	Other enrolled students, 2020-21									
	All program completers, 2020-21	1								
	All program completers, 2019-20									
	All program completers, 2018-19	2								



Title II Reporting Services

**HEOA - Title II
2020 - 2021 Academic Year**

Institution Name

Bowie State University

Institution Code	5401
State	Maryland

Assessment Information ¹	Group	Statewide									
		Number Taking Assessment	Number Passing Assessment	Institutional Pass Rate	Institutional Average Scaled Score	Assessment Cut Score ²	Number Taking Assessment	Number Passing Assessment	Statewide Pass Rate	Statewide Average Scaled Score	
WPT GERMAN (ACT2006) Test Company: ACTFL* Score Range: 1-10	All enrolled students who have completed all nonclinical courses, 2020-21										
	Other enrolled students, 2020-21						1				
	All program completers, 2020-21										
	All program completers, 2019-20										
	All program completers, 2018-19										
WPT SPANISH (ACT2015) Test Company: ACTFL* Score Range: 1-10	All enrolled students who have completed all nonclinical courses, 2020-21						1				
	Other enrolled students, 2020-21						5				
	All program completers, 2020-21						7				
	All program completers, 2019-20						12	11	92%	7	
	All program completers, 2018-19						10	10	100%	6	

Note: In cases where there are less than ten students taking the assessment or license/certificate, the number passing and pass rate are not reported.

¹Tests with multiple delivery options (computer, paper, etc.) will be noted with the assessment code for one format only.

²Cut scores may vary for groups depending upon when the cut scores are established by the state and when each group completed their teacher certification or licensure assessment.

*Questions regarding tests listed by this testing company must be addressed to your state Title II Coordinator.

Advanced Programs Licensure Data CAEP Component Outcomes Measures 2011-2021

School Psychologists Praxis Subject Assessment

Testing Year	Passing Score	# of Exams Taken	# of Individuals	Mean Score	# Passing	% Passing
2020-2021	147	6	6	165.50	6	100%
2019-2020	147	6	6	161.50	6	100%
2018-2019	147	7	7	166.00	7	100%
2017-2018	147	3	3	166.67	3	100%
2016-2017	147	1	1	163.00	1	100%
2015-2016	147	4	4	166.75	4	100%
2014-2015	147	6	6	159.16	6	100%
2013-2014	161	5	5	171.00	5	100%
2012-2013	161	4	4	173.50	4	100%
2011-2012	161	2	2	172.50	2	100%

School Leaders Licensure Assessment (SLLA) Praxis Subject Assessment

Testing Year	Passing Score	# of Exams Taken	# of Individuals	Mean Score	# Passing	% Passing
2020-2021	165	No scores reported				
2019-2020	165	No scores reported				
2018-2019	165	1	1	164.00	0	0%
2017-2018	165	4	4	165.75	3	75%
2016-2017	165	2	2	177.00	2	100%
2015-2016	165	1	1	175.50	1	100%
2014-2015	165	3	3	175.50	2	67%
2013-2014	165	No scores reported				
2012-2013	165	2	2	173.00	2	100%
2011-2012	165	2	2	173.50	2	100%

Ability of Completers to be Hired (Initial and Advanced) 2020-2021

Initial Programs

Elementary Education Graduates = 16

Employed 11 out of 16 School Districts in Maryland as Teachers and Conditional Teachers; other 5 employment not verified

Early Childhood/Special Education Graduates = 24

Employed 15 out of 24 School Districts in Maryland as Teachers and Conditional Teachers; other 9 employment not verified

Secondary Education (Track) Graduates = 2

Employed 1 as School Districts in Maryland as Teachers and Conditional Teachers; other 1 employment not verified

Special Education (Initial) Graduates = 1

Employed as School Districts in Maryland as Teachers and Conditional Teachers

Master of Arts in Teaching Graduates = 5

Employed 3 out of 5 School Districts in Maryland as Teachers and Conditional Teachers; other 2 employment not verified

Advanced Programs

Reading Education Graduates = 12

Employed 11 of the 12 in various School Districts in Maryland; one employment not verified

School Psychology Graduates = 6

Employed School Districts as School Psychologist (District of Columbia 2 completers, Howard County Public Schools, Charles County Public Schools, Carroll Country Public Schools, Capital School District Delaware)

Elementary and Secondary School Administration and Supervision Graduate = 1

Employment unknown