

2021-2022 Annual Reporting Measures

Table of Content

Impact Measures

- Measure 1 (Initial): Completer effectiveness. (R4.1)
- Measure 2 (Initial and Advanced): Satisfaction of employers and stakeholder involvement. (R4.2|R5.3| RA4.1)

Outcome Measures

- Measure 3 (Initial): Candidate competency at completion. (R3.3 | RA3.4)
- Measure 3 (Advanced): Candidate competency at completion. (R3.3 | RA3.4)
- Measure 4 (Initial and Advanced): Ability of completers to be hired

Impact Measures

- **Measure 1 (Initial): Completer effectiveness. (R4.1)**

Follow-up impact studies are currently in data collection process from the 2020-2021 completers and are expected to become available summer of 2023.

2021-2022 Impact Measures

- **Measure 2 (Initial and Advanced): Satisfaction of employers and stakeholder involvement. (R4.2|R5.3| RA4.1)**

Note: Advanced programs satisfaction of employer and stakeholder involvement survey data to become available fall of 2023.

Initial program satisfaction of employer and stakeholder involvement survey data outcomes starts on page 2.

Planning and Preparation (Required Element)

Form Element Type: Rating Scale

Total Individual Response(s): 3 Individual Response(s)

Response Legend: 1 = Inefficient Evidence 2 = Unprepared 3 = Somewhat Prepared 4 = Prepared 5 = Well Prepared

Rated Item(s)	Total	Distribution %					Average	Median	Mode	Standard Deviation
		1	2	3	4	5				
Demonstrates knowledge of content subject matter and pedagogy	3	0.00%	0.00%	0.00%	33.33%	66.67%	4.67	5	5	0.47
Demonstrates knowledge of student differences and diversity	3	0.00%	0.00%	0.00%	33.33%	66.67%	4.67	5	5	0.47
Demonstrates knowledge of instructional goals, county and state standards	3	0.00%	0.00%	0.00%	66.67%	33.33%	4.33	4	4	0.47
Demonstrates knowledge of resources	3	0.00%	0.00%	0.00%	66.67%	33.33%	4.33	4	4	0.47
Selects appropriate instructional goals/objectives/standards	3	0.00%	0.00%	33.33%	33.33%	33.33%	4	4	4	0.82
Uses multiple means of assessment based on specific goals/outcomes/standards to monitor learner progress	3	0.00%	0.00%	33.33%	33.33%	33.33%	4	4	3,4,5	0.82
Total	18	0.00%	0.00%	11.11%	44.44%	44.44%	4.33	4	4,5	0.67

Classroom Environment (Required Element)

Form Element Type: Rating Scale

Total Individual Response(s): 3 Individual Response(s)

Response Legend: 1 = Inefficient Evidence 2 = Unprepared 3 = Somewhat Prepared 4 = Prepared 5 = Well Prepared

Rated Item(s)	Total	Distribution %					Average	Median	Mode	Standard Deviation
		1	2	3	4	5				
Exhibits mutual respect to support the learning environment	3	0.00%	0.00%	0.00%	33.33%	66.67%	4.67	5	5	0.47
Facilitates student engagement	3	0.00%	0.00%	0.00%	33.33%	66.67%	4.67	5	5	0.47
Demonstrates understanding of content to create appropriate adaptations for diverse learners	3	0.00%	0.00%	0.00%	66.67%	33.33%	4.33	4	4	0.47
Demonstrates ability to monitor and respond appropriately to student behavior	3	0.00%	0.00%	0.00%	66.67%	33.33%	4.33	4	4	0.47
Uses appropriate and varied materials and instructional resources	3	0.00%	0.00%	33.33%	33.33%	33.33%	4	4	3,4,5	0.82
Total	15	0.00%	0.00%	6.67%	46.67%	46.67%	4.4	4	4,5	0.61

Instruction (Required Element)

Form Element Type: Rating Scale

Total Individual Response(s): 3 Individual Response(s)

Response Legend: 1 = Inefficient Evidence 2 = Unprepared 3 = Somewhat Prepared 4 = Prepared 5 = Well Prepared

Rated Item(s)	Total	Distribution %					Average	Median	Mode	Standard Deviation
		1	2	3	4	5				
Communicates/implements consistent procedures and expectations for appropriate behavior	3	0.00%	0.00%	0.00%	33.33%	66.67%	4.67	5	5	0.47
Demonstrates a variety of questioning strategies to facilitate learning	3	0.00%	0.00%	33.33%	33.33%	33.33%	4	4	3,4,5	0.82

Uses varied and appropriate instructional strategies to motivate and engage diverse learners	3	0.00%	0.00%	33.33%	0.00%	66.67%	4.33	5	5	0.94
Uses learner assessment data to inform instruction	3	0.00%	0.00%	33.33%	33.33%	33.33%	4	4	3,4,5	0.82
Differentiates instruction using developmentally effective approaches	3	0.00%	0.00%	33.33%	33.33%	33.33%	4	4	3,4,5	0.82
Total	15	0.00%	0.00%	26.67%	26.67%	46.67%	4.2	4	5	0.83

Professional Responsibilities (Required Element)

Reference Label: Professional Responsibilities

Form Element Type: Rating Scale

Total Individual Response(s): 3 Individual Response(s)

Response Legend: 1=Insufficient Evidence 2=Unprepared 3=Somewhat Prepared 4=Prepared 5=Well Prepared

Rated Item(s)	Total	Distribution %					Average	Median	Mode	Standard Deviation
		1	2	3	4	5				
Uses self-reflection to guide practice and enhance professional growth	3	0.00%	0.00%	0.00%	66.67%	33.33%	4.33	4	4	0.47
Maintains accurate records	3	0.00%	0.00%	0.00%	33.33%	66.67%	4.67	5	5	0.47
Builds family and community relationships	3	0.00%	0.00%	0.00%	66.67%	33.33%	4.33	4	4	0.47
Is immersed in school opportunities	3	0.00%	0.00%	33.33%	0.00%	66.67%	4.33	5	5	0.94
Seeks and responds appropriately to feedback from mentor teacher, supervisor, and administrators, and uses opportunities for professional growth	3	0.00%	0.00%	0.00%	66.67%	33.33%	4.33	4	4	0.47
Maintains an appropriate level of professionalism and ethical behavior	3	0.00%	0.00%	0.00%	33.33%	66.67%	4.67	5	5	0.47
Total	18	0.00%	0.00%	5.56%	44.44%	50.00%	4.44	4.5	5	0.6

Impact on Student Growth (Required Element)

Reference Label: Student Growth

Form Element Type: Rating Scale

Total Individual Response(s): 3 Individual Response(s)

Response Legend: 1=Insufficient Evidence 2=Unmet 3=Developing 4=Proficient 5=Exemplary

Rated Item(s)	Total	Distribution %					Average	Median	Mode	Standard Deviation
		1	2	3	4	5				
Please rate and comment on the teacher's impact on student growth	3	0.00%	0.00%	33.33%	33.33%	33.33%	4	4	3,4,5	0.82
Total	3	0.00%	0.00%	33.33%	33.33%	33.33%	4	4	3,4,5	0.82

Please select no more than five of the following descriptors that most accurately represent the dispositional strengths of recent Bowie State University graduates in your school. (Required Element)

Reference Label: Dispositions

Form Element Type: Multiple Answers Possible

Total Individual Response(s): 3 Individual Response(s)

Response(s)	Count	Percent
Cooperation	3	100.00%
Professional Attitude	3	100.00%
Acceptable Role Model	0	0.00%
Initiative/Personal Motivation	1	33.33%
Time Management	0	0.00%
Professional Judgment	3	100.00%
Problem Solving Skills	1	33.33%
Emotional Composure	1	33.33%
Intrapersonal Skills	3	100.00%

Overall, how would you describe the preparation and performance of Bowie State University teacher graduates, in general, in your school? (Required Element)

Reference Label: Preparation and Performance

Form Element Type: Open Ended Response

Total Individual Response(s): 3 Individual Response(s)

Response(s)

Open-ended responses are not available on this report.

On the basis of the preparation and performance of Bowie State University graduates, how likely are you to employ other Bowie teacher graduates? (Required Element)

Reference Label: Employment Future Graduates

Form Element Type: Open Ended Response

Total Individual Response(s): 3 Individual Response(s)

Response(s)

Open-ended responses are not available on this report.

What is your current position at the school? (Required Element)

Reference Label: Current Position

Form Element Type: Open Ended Response

Total Individual Response(s): 3 Individual Response(s)

Response(s)

Open-ended responses are not available on this report.

Q1 Planning and Preparation

Answered: 1 Skipped: 0

Demonstrates
knowledge of...



Demonstrates
knowledge of...

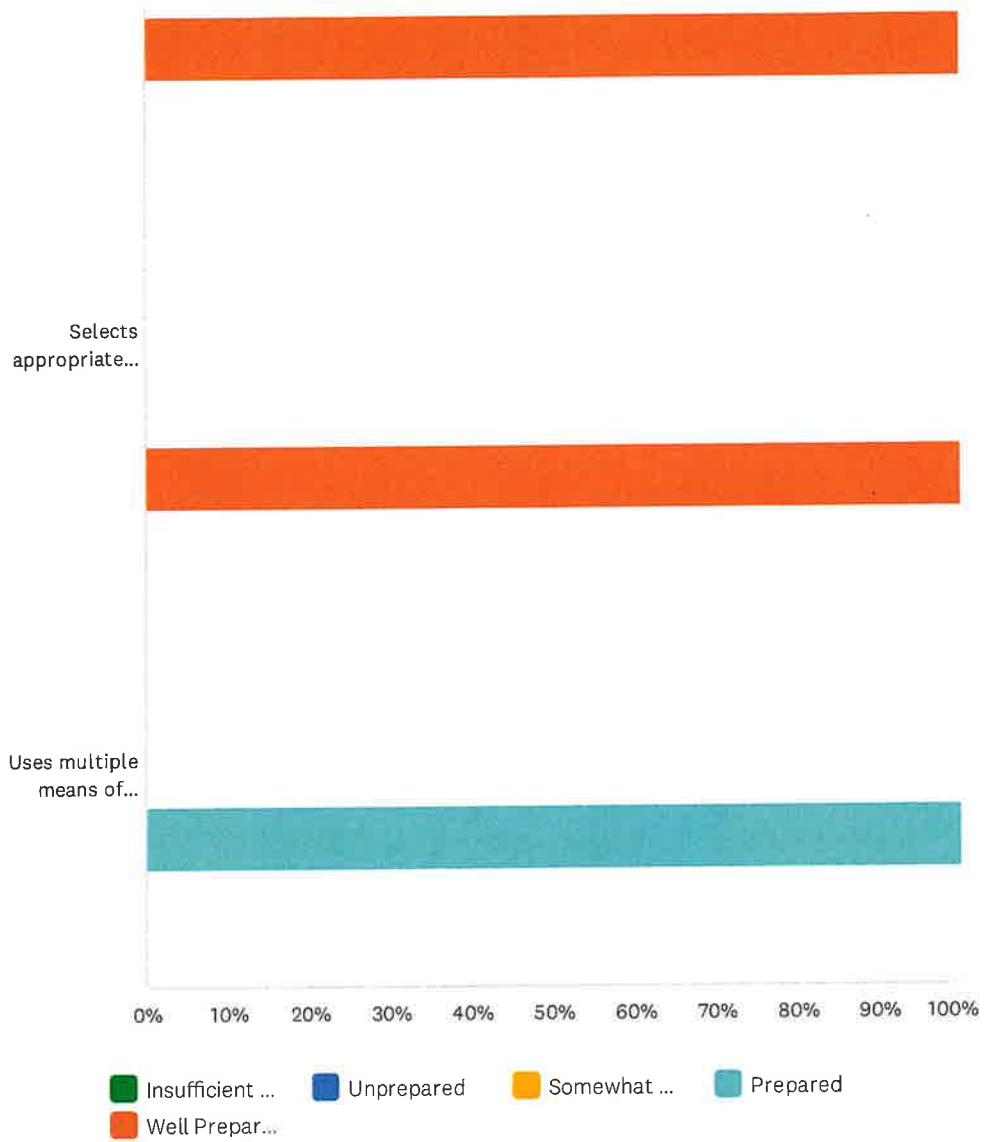


Demonstrates
knowledge of...



Demonstrates
knowledge of...

EMPLOYER SURVEY (Initial Certification Graduates - First Year of Teaching)



EMPLOYER SURVEY (Initial Certification Graduates - First Year of Teaching)

	INSUFFICIENT EVIDENCE	UNPREPARED	SOMEWHAT PREPARED	PREPARED	WELL PREPARED	TOTAL	WEIGHTED AVERAGE
Demonstrates knowledge of content subject matter and pedagogy (InTASC 4)	0.00% 0	0.00% 0	0.00% 0	0.00% 0	100.00% 1	1	4.00
Demonstrates knowledge of student differences and diversity (InTASC 1,2,7)	0.00% 0	0.00% 0	0.00% 0	100.00% 1	0.00% 0	1	3.00
Demonstrates knowledge of instructional goals, county and state standards (InTASC 1,7)	0.00% 0	0.00% 0	0.00% 0	100.00% 1	0.00% 0	1	3.00
Demonstrates knowledge of resources	0.00% 0	0.00% 0	0.00% 0	0.00% 0	100.00% 1	1	4.00
Selects appropriate instructional goals/objectives/standards (InTASC 4)	0.00% 0	0.00% 0	0.00% 0	0.00% 0	100.00% 1	1	4.00
Uses multiple means of assessment based on specific goals/outcomes/standards to monitor learner progress (InTASC 6)	0.00% 0	0.00% 0	0.00% 0	100.00% 1	0.00% 0	1	3.00

Q2 Classroom Environment

Answered: 1 Skipped: 0

Exhibits
mutual respe...



Facilitates
student...

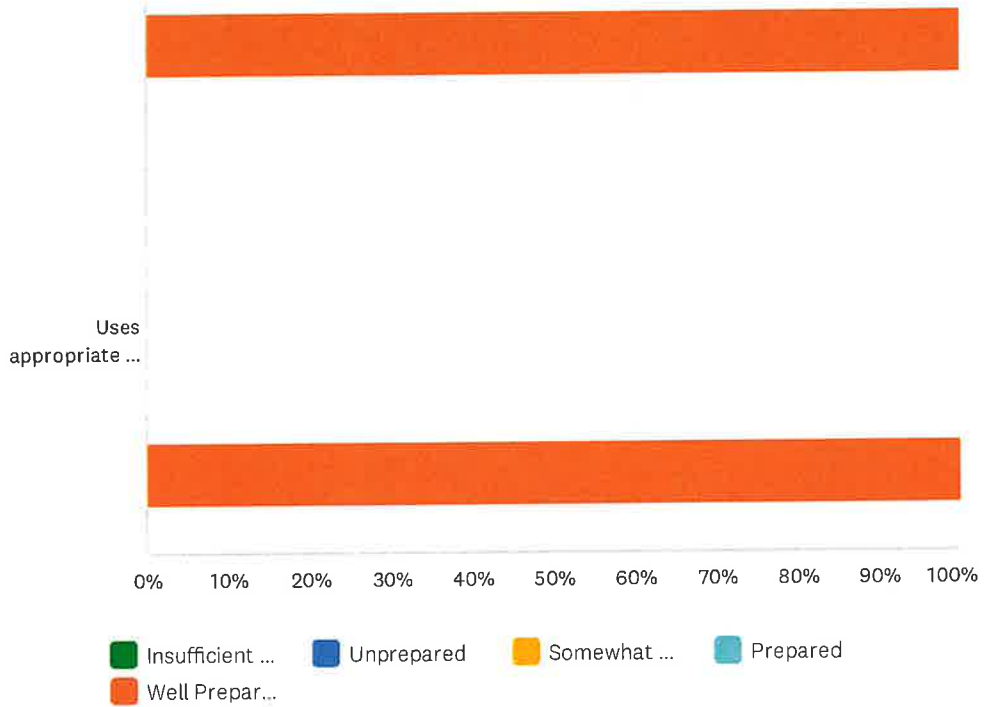


Demonstrates
understandin...



Demonstrates
ability to...

EMPLOYER SURVEY (Initial Certification Graduates - First Year of Teaching)



	INSUFFICIENT EVIDENCE	UNPREPARED	SOMEWHAT PREPARED	PREPARED	WELL PREPARED	TOTAL	WEIGHTED AVERAGE
Exhibits mutual respect to support the learning environment (InTASC 3)	0.00% 0	0.00% 0	0.00% 0	100.00% 1	0.00% 0	1	3.00
Facilitates student engagement (InTASC 1)	0.00% 0	0.00% 0	0.00% 0	100.00% 1	0.00% 0	1	3.00
Demonstrates understanding of content to create appropriate adaptations for diverse learners (InTASC 5)	0.00% 0	0.00% 0	0.00% 0	100.00% 1	0.00% 0	1	3.00
Demonstrates ability to monitor and respond appropriately to student behavior	0.00% 0	0.00% 0	0.00% 0	0.00% 0	100.00% 1	1	4.00
Uses appropriate and varied materials and instructional resources (InTASC 7)	0.00% 0	0.00% 0	0.00% 0	0.00% 0	100.00% 1	1	4.00

Q3 Instruction

Answered: 1 Skipped: 0

Communicates/implements...



Demonstrates a variety of...

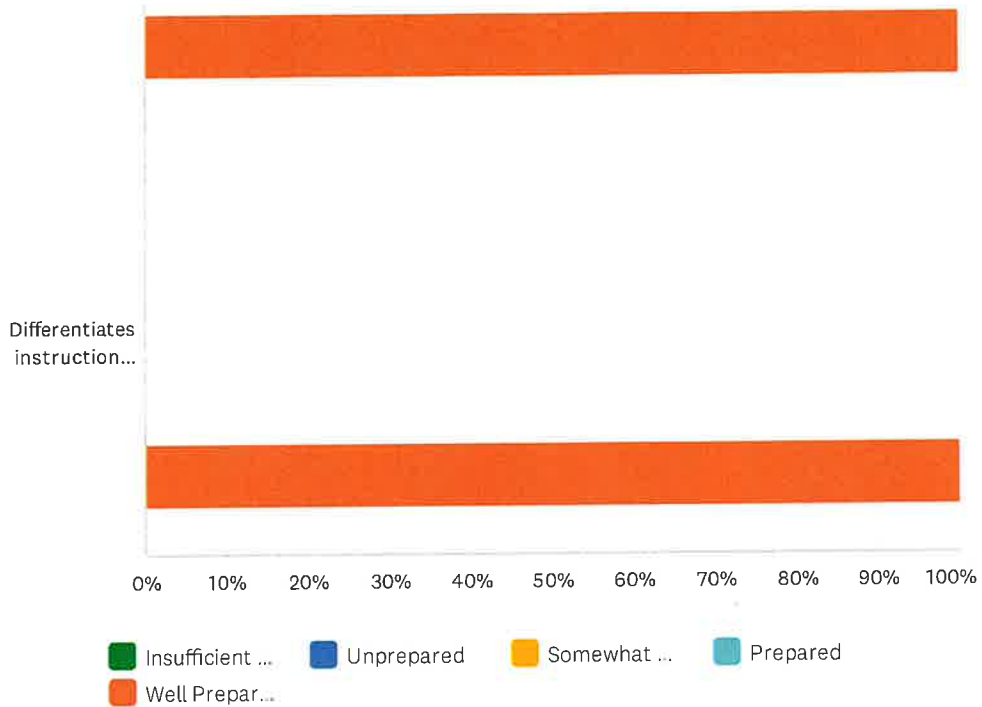


Uses varied and appropri...



Uses learner assessment d...

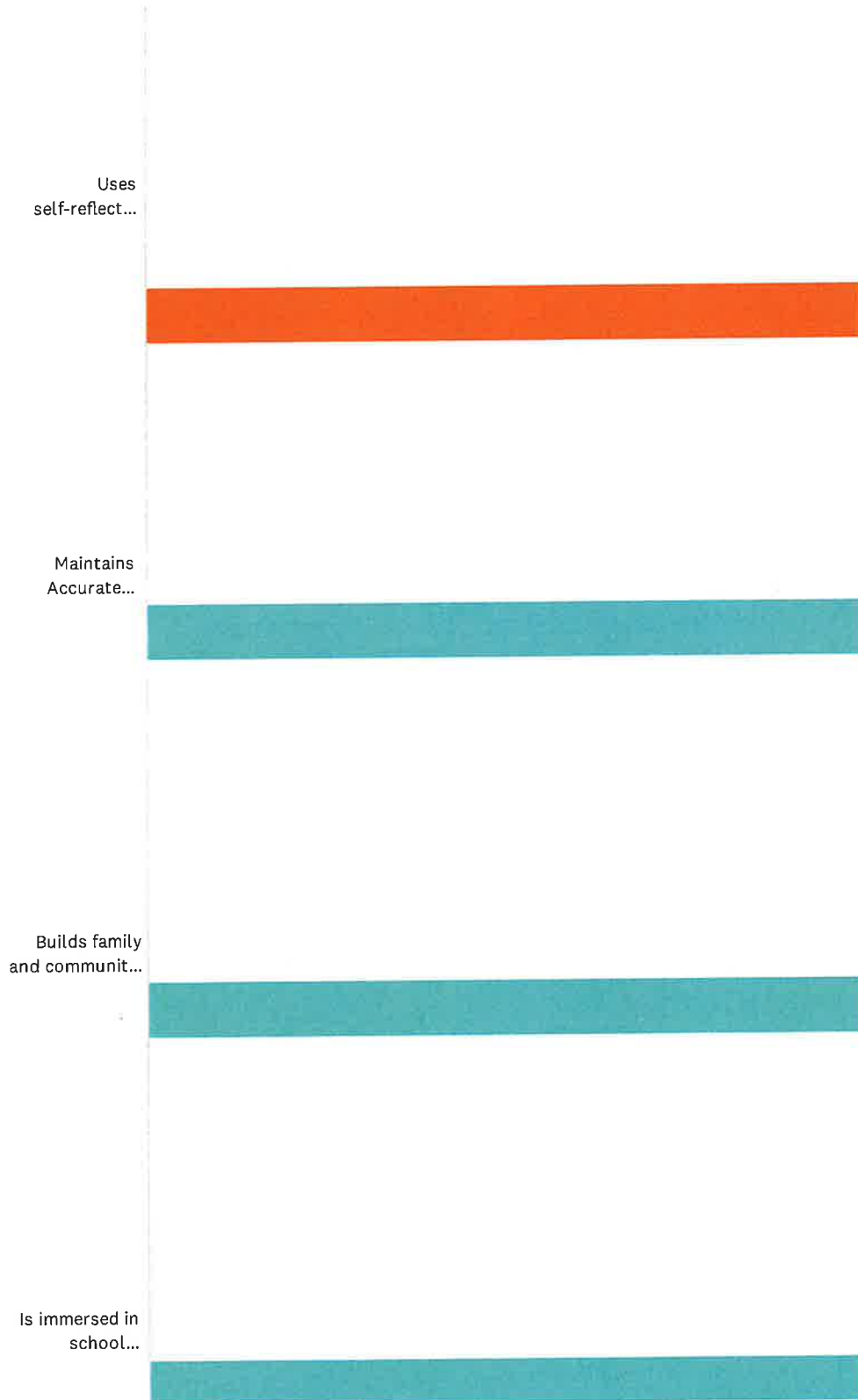
EMPLOYER SURVEY (Initial Certification Graduates - First Year of Teaching)



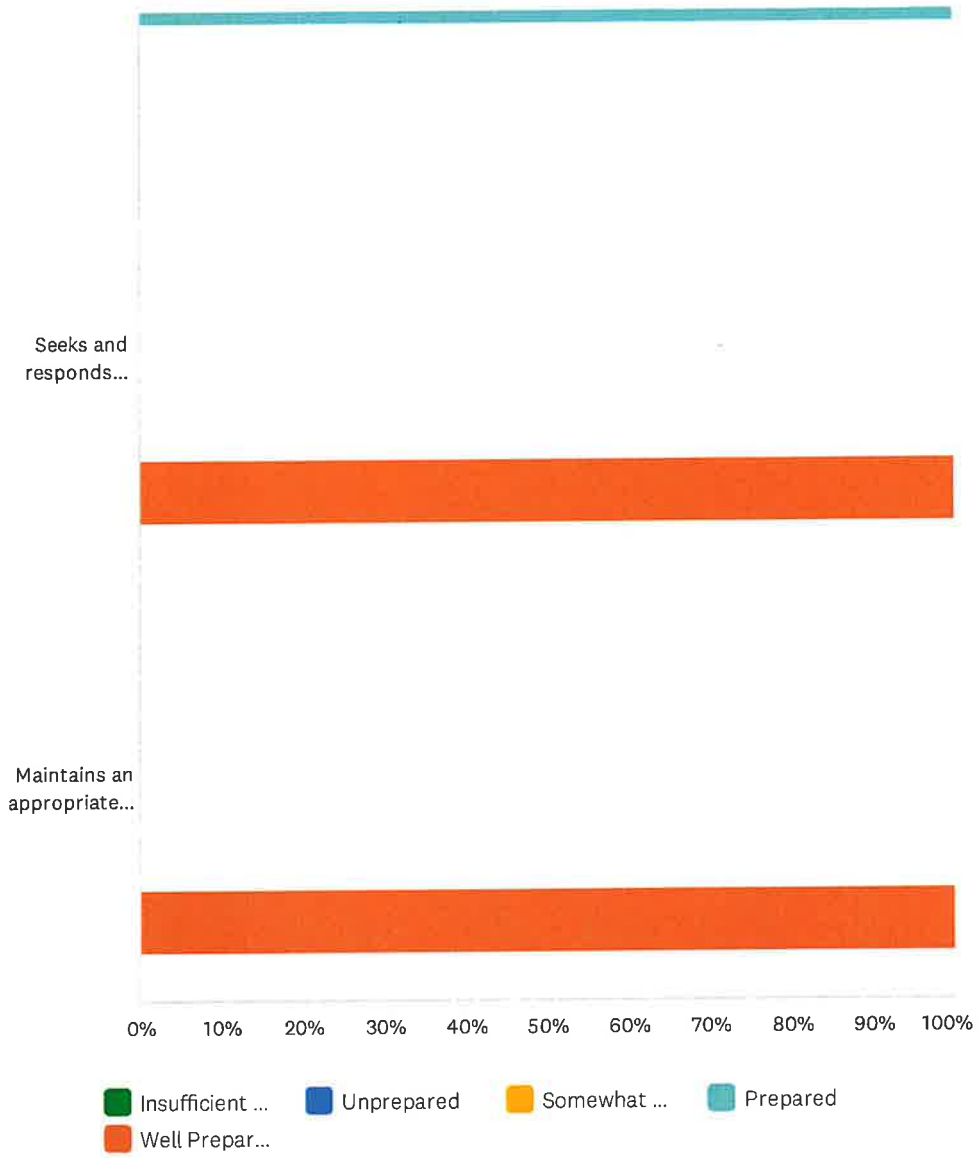
	INSUFFICIENT EVIDENCE	UNPREPARED	SOMEWHAT PREPARED	PREPARED	WELL PREPARED	TOTAL	WEIGHTED AVERAGE
Communicates/implements consistent procedures and expectations for appropriate behavior (InTASC 1,3,4,5,8)	0.00% 0	0.00% 0	0.00% 0	0.00% 0	100.00% 1	1	4.0
Demonstrates a variety of questioning strategies to facilitate learning (InTASC 8)	0.00% 0	0.00% 0	0.00% 0	100.00% 1	0.00% 0	1	3.0
Uses varied and appropriate instructional strategies to motivate and engage diverse learners (InTASC 8)	0.00% 0	0.00% 0	0.00% 0	100.00% 1	0.00% 0	1	3.0
Uses learner assessment data to inform instruction (InTASC 6)	0.00% 0	0.00% 0	0.00% 0	0.00% 0	100.00% 1	1	4.0
Differentiates instruction using developmentally effective approaches (InTASC 1, 2)	0.00% 0	0.00% 0	0.00% 0	0.00% 0	100.00% 1	1	4.0

Q4 Professional Responsibilities

Answered: 1 Skipped: 0



EMPLOYER SURVEY (Initial Certification Graduates - First Year of Teaching)



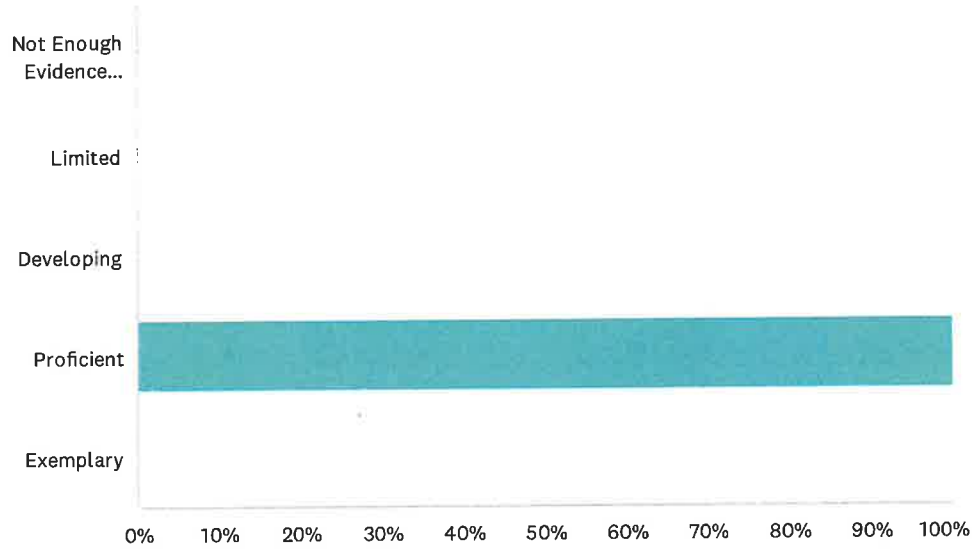
EMPLOYER SURVEY (Initial Certification Graduates - First Year of Teaching)

	INSUFFICIENT EVIDENCE	UNPREPARED	SOMEWHAT PREPARED	PREPARED	WELL PREPARED	TOTAL	WEIGHTED AVERAGE
Uses self-reflection to guide practice and enhance professional growth (InTASC 9)	0.00% 0	0.00% 0	0.00% 0	0.00% 0	100.00% 1	1	4.00
Maintains Accurate Records	0.00% 0	0.00% 0	0.00% 0	100.00% 1	0.00% 0	1	3.00
Builds family and community relationships (InTASC 10)	0.00% 0	0.00% 0	0.00% 0	100.00% 1	0.00% 0	1	3.00
Is immersed in school opportunities (InTASC 10)	0.00% 0	0.00% 0	0.00% 0	100.00% 1	0.00% 0	1	3.00
Seeks and responds appropriately to feedback from mentor teacher, supervisor, and administrators, and uses opportunities for professional growth (InTASC 9)	0.00% 0	0.00% 0	0.00% 0	0.00% 0	100.00% 1	1	4.00
Maintains an appropriate level of professionalism and ethical behavior (InTASC 9, 10)	0.00% 0	0.00% 0	0.00% 0	0.00% 0	100.00% 1	1	4.00

EMPLOYER SURVEY (Initial Certification Graduates - First Year of Teaching)

Q5 Please rate and comment on the teacher's impact on student growth.

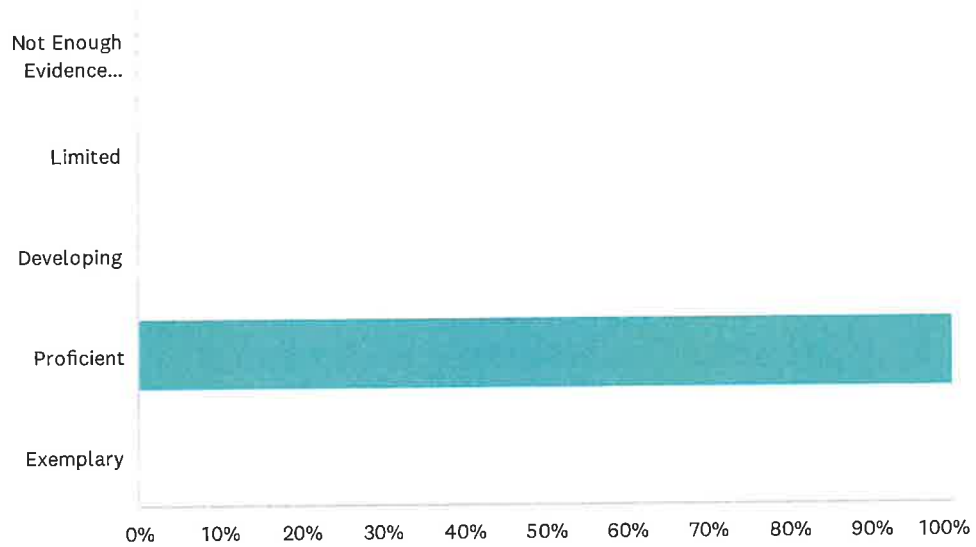
Answered: 1 Skipped: 0



ANSWER CHOICES	RESPONSES	
Not Enough Evidence (Insufficient Evidence)	0.00%	0
Limited	0.00%	0
Developing	0.00%	0
Proficient	100.00%	1
Exemplary	0.00%	0
TOTAL		1

Q6 Please identify the area of strength of this beginning teacher.

Answered: 1 Skipped: 0



ANSWER CHOICES	RESPONSES	
Not Enough Evidence (Insufficient Evidence)	0.00%	0
Limited	0.00%	0
Developing	0.00%	0
Proficient	100.00%	1
Exemplary	0.00%	0
TOTAL		1

Advanced Programs Licensure Data CAEP
Component Outcomes Measures 2011-2022


School Psychologists Praxis Subject Assessment

Testing Year	Passing Score	# of Exams Taken	# of Individuals	Mean Score	# Passing	% Passing
2021-2022	147	8	8	169.13	8	100%
2020-2021	147	6	6	165.50	6	100%
2019-2020	147	6	6	161.50	6	100%
2018-2019	147	7	7	166.00	7	100%
2017-2018	147	3	3	166.67	3	100%
2016-2017	147	1	1	163.00	1	100%
2015-2016	147	4	4	166.75	4	100%
2014-2015	147	6	6	159.16	6	100%
2013-2014	161	5	5	171.00	5	100%
2012-2013	161	4	4	173.50	4	100%
2011-2012	161	2	2	172.50	2	100%

School Leaders Licensure Assessment (SLLA) Praxis Subject Assessment

Testing Year	Passing Score	# of Exams Taken	# of Individuals	Mean Score	# Passing	% Passing
2021-2022	165	5	5	174.20	5	100%
2020-2021	165	No scores reported				
2019-2020	165	No scores reported				
2018-2019	165	1	1	164.00	0	0%
2017-2018	165	4	4	165.75	3	75%
2016-2017	165	2	2	177.00	2	100%
2015-2016	165	1	1	175.50	1	100%
2014-2015	165	3	3	175.50	2	67%
2013-2014	165	No scores reported				
2012-2013	165	2	2	173.00	2	100%
2011-2012	165	2	2	173.50	2	100%

Summary Institution-Level Pass Rate Data: Traditional Teacher Preparation Program Within IHE


		HEOA - Title II 2021 - 2022 Academic Year				
Institution Name		Bowie State University				
Institution Code		5401				
State		Maryland				
		<i>April 5, 2023</i>				
		Statewide				
Group	Number Taking Assessment¹	Number Passing Assessment²	Institutional Pass Rate	Number Taking Assessment¹	Number Passing Assessment²	Statewide Pass Rate
All program completers, 2021-22	84	24	29%	1536	1187	77%
All program completers, 2020-21	39	13	33%	1560	1326	85%
All program completers, 2019-20	27	22	81%	1509	1386	92%

Note: In cases where there are less than ten students taking the assessment or license/certificate, the number passing and pass rate are not reported.

¹ Number of completers taking one or more assessments within their area of specialization.

² Summary level "Number Taking Assessment" may differ from assessment level "Number Taking Assessment" because each student is counted once at the summary level but may be counted in multiple assessments at the assessment level.


Single Assessment Institution-Level Pass Rate Data: *Traditional Teacher Preparation Program Within IHE*

	HEOA - Title II 2021 - 2022 Academic Year	
	Institution Name	Bowie State University
	Institution Code	5401
	State	Maryland

April 5, 2023

Assessment Information ¹	Group	Number Taking Assessment	Number Passing Assessment	Institutional Pass Rate	Institutional Average Scaled Score	Assessment Cut Score ²	Statewide			
							Number Taking Assessment	Number Passing Assessment	Statewide Pass Rate	Statewide Average Scaled Score
AGRICULTURE (5701) Test Company: ETS Score Range: 100-200	All enrolled students who have completed all nonclinical courses, 2021-22									
	Other enrolled students, 2021-22						1			
	All program completers, 2021-22									
	All program completers, 2020-21							3		
	All program completers, 2019-20								1	
ART CONTENT AND ANALYSIS (5135) Test Company: ETS Score Range: 100-200	All enrolled students who have completed all nonclinical courses, 2021-22							2		
	Other enrolled students, 2021-22						20	14	70%	163
	All program completers, 2021-22						61	56	92%	169
	All program completers, 2020-21						43	42	98%	170
	All program completers, 2019-20						59	58	98%	172
BIOLOGY CONTENT KNOWLEDGE (0235) Test Company: ETS Score Range: 100-200	All enrolled students who have completed all nonclinical courses, 2021-22							5		
	Other enrolled students, 2021-22						21	16	76%	163
	All program completers, 2021-22						30	30	100%	171
	All program completers, 2020-21						36	36	100%	169
	All program completers, 2019-20						35	35	100%	170
BUSINESS ED CONTENT KNOWLEDGE (5101) Test Company: ETS Score Range: 100-200	All enrolled students who have completed all nonclinical courses, 2021-22							2		
	Other enrolled students, 2021-22									
	All program completers, 2021-22							3		
	All program completers, 2020-21							2		
	All program completers, 2019-20							4		


Single Assessment Institution-Level Pass Rate Data: Traditional Teacher Preparation Program Within IHE

	HEOA - Title II 2021 - 2022 Academic Year	
	Institution Name	Bowie State University
	Institution Code	5401
	State	Maryland

April 5, 2023

Assessment Information ¹	Group	Number Taking Assessment	Number Passing Assessment	Institutional Pass Rate	Institutional Average Scaled Score	Assessment Cut Score ²	Statewide			
							Number Taking Assessment	Number Passing Assessment	Statewide Pass Rate	Statewide Average Scaled Score
CHEMISTRY CONTENT KNOWLEDGE (0245) Test Company: ETS Score Range: 100-200	All enrolled students who have completed all nonclinical courses, 2021-22									
	Other enrolled students, 2021-22						4			
	All program completers, 2021-22						7			
	All program completers, 2020-21						11	11	100%	172
	All program completers, 2019-20						5			
CHINESE (MANDARIN) WORLD LANGUAGE (5665) Test Company: ETS Score Range: 100-200	All enrolled students who have completed all nonclinical courses, 2021-22									
	Other enrolled students, 2021-22						4			
	All program completers, 2021-22									
	All program completers, 2020-21						6			
	All program completers, 2019-20						5			
COMPUTER SCIENCE (5652) Test Company: ETS Score Range: 100-200	All enrolled students who have completed all nonclinical courses, 2021-22									
	Other enrolled students, 2021-22						2			
	All program completers, 2021-22						1			
	All program completers, 2020-21						1			
	All program completers, 2019-20									
CORE ACADEMIC SKILLS FOR ED: MATH (5732) Test Company: ETS Score Range: 100-200	All enrolled students who have completed all nonclinical courses, 2021-22	4				150	29	19	66%	152
	Other enrolled students, 2021-22	6				150	176	110	63%	153
	All program completers, 2021-22	13	3	23%	141	150	282	192	68%	156
	All program completers, 2020-21	28	13	46%	148	150	692	595	86%	161
	All program completers, 2019-20	23	20	87%	157	150	838	801	96%	164


Single Assessment Institution-Level Pass Rate Data: Traditional Teacher Preparation Program Within IHE

	HEOA - Title II 2021 - 2022 Academic Year	
	Institution Name	Bowie State University
	Institution Code	5401
	State	Maryland

April 5, 2023

Assessment Information ¹	Group	Number Taking Assessment	Number Passing Assessment	Institutional Pass Rate	Institutional Average Scaled Score	Assessment Cut Score ²	Statewide			
							Number Taking Assessment	Number Passing Assessment	Statewide Pass Rate	Statewide Average Scaled Score
CORE ACADEMIC SKILLS FOR ED: READING (5712) Test Company: ETS Score Range: 100-200	All enrolled students who have completed all nonclinical courses, 2021-22	3				156	25	20	80%	172
	Other enrolled students, 2021-22	3				156	169	138	82%	171
	All program completers, 2021-22	13	11	85%	164	156	286	248	87%	171
	All program completers, 2020-21	25	20	80%	168	156	706	673	95%	175
	All program completers, 2019-20	23	22	96%	172	156	836	831	99%	178
CORE ACADEMIC SKILLS FOR ED: WRITING (5722) Test Company: ETS Score Range: 100-200	All enrolled students who have completed all nonclinical courses, 2021-22	3				162	28	21	75%	166
	Other enrolled students, 2021-22	2				162	168	117	70%	162
	All program completers, 2021-22	10	5	50%	160	162	279	188	67%	163
	All program completers, 2020-21	27	12	44%	159	162	696	613	88%	167
	All program completers, 2019-20	25	24	96%	166	162	845	820	97%	169
CORE ACADEMIC SKILLS FOR EDUCATORS: MATH (5733) Test Company: ETS Score Range: 100-200	All enrolled students who have completed all nonclinical courses, 2021-22	29	16	55%	151	150	47	31	66%	159
	Other enrolled students, 2021-22	17	12	71%	158	150	177	137	77%	164
	All program completers, 2021-22	54	35	65%	149	150	180	151	84%	165
	All program completers, 2020-21	6				150	54	51	94%	172
	All program completers, 2019-20						17	15	88%	167
CORE ACADEMIC SKILLS FOR EDUCATORS: READING (5713) Test Company: ETS Score Range: 100-200	All enrolled students who have completed all nonclinical courses, 2021-22	28	19	68%	162	156	45	32	71%	167
	Other enrolled students, 2021-22	21	13	62%	163	156	172	142	83%	170
	All program completers, 2021-22	52	33	63%	161	156	159	123	77%	169
	All program completers, 2020-21	6				156	34	30	88%	178
	All program completers, 2019-20						7			


Single Assessment Institution-Level Pass Rate Data: Traditional Teacher Preparation Program Within IHE

	HEOA - Title II 2021 - 2022 Academic Year	
	Institution Name	Bowie State University
	Institution Code	5401
	State	Maryland

April 5, 2023

Assessment Information ¹	Group	Number Taking Assessment	Number Passing Assessment	Institutional Pass Rate	Institutional Average Scaled Score	Assessment Cut Score ²	Statewide			
							Number Taking Assessment	Number Passing Assessment	Statewide Pass Rate	Statewide Average Scaled Score
CORE ACADEMIC SKILLS FOR EDUCATORS: WRITING (5723) Test Company: ETS Score Range: 100-200	All enrolled students who have completed all nonclinical courses, 2021-22	27	11	41%	154	162	45	23	51%	160
	Other enrolled students, 2021-22	21	11	52%	157	162	176	104	59%	161
	All program completers, 2021-22	57	19	33%	154	162	174	99	57%	161
	All program completers, 2020-21	7				162	43	30	70%	164
	All program completers, 2019-20						9			
EARLY CHILDHOOD EDUCATION (5025) Test Company: ETS Score Range: 100-200	All enrolled students who have completed all nonclinical courses, 2021-22	1				156	5			
	Other enrolled students, 2021-22						63	53	84%	170
	All program completers, 2021-22	14	10	71%	157	156	272	260	96%	173
	All program completers, 2020-21	21	18	86%	169	156	295	290	98%	175
	All program completers, 2019-20	9				156	255	255	100%	177
EARTH AND SPACE SCIENCES - CK (5571) Test Company: ETS Score Range: 100-200	All enrolled students who have completed all nonclinical courses, 2021-22						1			
	Other enrolled students, 2021-22						1			
	All program completers, 2021-22						5			
	All program completers, 2020-21						4			
	All program completers, 2019-20						4			
ELEM ED CKT: MATHEMATICS (7813) Test Company: ETS Score Range: 100-200	All enrolled students who have completed all nonclinical courses, 2021-22	2				150	17	11	65%	157
	Other enrolled students, 2021-22						144	108	75%	160
	All program completers, 2021-22	36	20	56%	149	150	537	463	86%	164
	All program completers, 2020-21	11	7	64%	150	150	510	483	95%	166
	All program completers, 2019-20	10	10	100%	159	150	291	278	96%	166


Single Assessment Institution-Level Pass Rate Data: Traditional Teacher Preparation Program Within IHE

	HEOA - Title II 2021 - 2022 Academic Year	
	Institution Name	Bowie State University
	Institution Code	5401
	State	Maryland

April 5, 2023

Assessment Information ¹	Group	Number Taking Assessment	Number Passing Assessment	Institutional Pass Rate	Institutional Average Scaled Score	Assessment Cut Score ²	Statewide			
							Number Taking Assessment	Number Passing Assessment	Statewide Pass Rate	Statewide Average Scaled Score
ELEM ED CKT: READING LANGUAGE ARTS (7812) Test Company: ETS Score Range: 100-200	All enrolled students who have completed all nonclinical courses, 2021-22	2				161	17	14	82%	168
	Other enrolled students, 2021-22	1				161	146	105	72%	167
	All program completers, 2021-22	39	24	62%	159	161	539	469	87%	170
	All program completers, 2020-21	9				161	508	486	96%	173
	All program completers, 2019-20	12	11	92%	164	161	313	296	95%	173
ELEM ED CKT: SCIENCE (7814) Test Company: ETS Score Range: 100-200	All enrolled students who have completed all nonclinical courses, 2021-22	1				154	16	14	88%	173
	Other enrolled students, 2021-22						140	126	90%	173
	All program completers, 2021-22	40	32	80%	159	154	541	504	93%	173
	All program completers, 2020-21	11	8	73%	159	154	502	492	98%	178
	All program completers, 2019-20	11	10	91%	168	154	276	271	98%	177
ELEM ED CKT: SOCIAL STUDIES (7815) Test Company: ETS Score Range: 100-200	All enrolled students who have completed all nonclinical courses, 2021-22	1				161	16	12	75%	174
	Other enrolled students, 2021-22	1				161	149	114	77%	168
	All program completers, 2021-22	38	22	58%	162	161	535	461	86%	171
	All program completers, 2020-21	12	7	58%	160	161	516	493	96%	175
	All program completers, 2019-20	14	13	93%	168	161	359	337	94%	173
ELEM ED: INSTRUCTIONAL PRACTICE AND APPLICATIONS (5019) Test Company: ETS Score Range: 100-200	All enrolled students who have completed all nonclinical courses, 2021-22									
	Other enrolled students, 2021-22									
	All program completers, 2021-22									
	All program completers, 2020-21									
	All program completers, 2019-20						4			


Single Assessment Institution-Level Pass Rate Data: Traditional Teacher Preparation Program Within IHE

	HEOA - Title II 2021 - 2022 Academic Year	
	Institution Name	Bowie State University
	Institution Code	5401
	State	Maryland

April 5, 2023

Assessment Information ¹	Group	Number Taking Assessment	Number Passing Assessment	Institutional Pass Rate	Institutional Average Scaled Score	Assessment Cut Score ²	Statewide			
							Number Taking Assessment	Number Passing Assessment	Statewide Pass Rate	Statewide Average Scaled Score
ELEMENTARY EDUCATION: MATHEMATICS CKT (7803) Test Company: ETS Score Range: 100-200	All enrolled students who have completed all nonclinical courses, 2021-22									
	Other enrolled students, 2021-22						6			
	All program completers, 2021-22						1			
	All program completers, 2020-21						15	14	93%	166
	All program completers, 2019-20	3				150	188	183	97%	169
ELEMENTARY EDUCATION: READING AND LANG ARTS CKT (7802) Test Company: ETS Score Range: 100-200	All enrolled students who have completed all nonclinical courses, 2021-22									
	Other enrolled students, 2021-22						6			
	All program completers, 2021-22						1			
	All program completers, 2020-21						13	12	92%	170
	All program completers, 2019-20	2				161	165	159	96%	174
ELEMENTARY EDUCATION: SCIENCE CKT (7804) Test Company: ETS Score Range: 100-200	All enrolled students who have completed all nonclinical courses, 2021-22									
	Other enrolled students, 2021-22						6			
	All program completers, 2021-22						1			
	All program completers, 2020-21	1				154	16	15	94%	171
	All program completers, 2019-20	4				154	198	197	99%	180
ELEMENTARY EDUCATION: SOCIAL STUDIES (7805) Test Company: ETS Score Range: 100-200	All enrolled students who have completed all nonclinical courses, 2021-22									
	Other enrolled students, 2021-22									
	All program completers, 2021-22									
	All program completers, 2020-21	1				155	3			
	All program completers, 2019-20						133	127	95%	171


Single Assessment Institution-Level Pass Rate Data: Traditional Teacher Preparation Program Within IHE

	HEOA - Title II 2021 - 2022 Academic Year	
	Institution Name	Bowie State University
	Institution Code	5401
	State	Maryland

April 5, 2023

Assessment Information ¹	Group	Number Taking Assessment	Number Passing Assessment	Institutional Pass Rate	Institutional Average Scaled Score	Assessment Cut Score ²	Statewide			
							Number Taking Assessment	Number Passing Assessment	Statewide Pass Rate	Statewide Average Scaled Score
ENGLISH LANGUAGE ARTS: CONTENT AND ANALYSIS (5039) Test Company: ETS Score Range: 100-200	All enrolled students who have completed all nonclinical courses, 2021-22						13	11	85%	175
	Other enrolled students, 2021-22						34	26	76%	174
	All program completers, 2021-22	2				168	72	68	94%	177
	All program completers, 2020-21						87	83	95%	178
	All program completers, 2019-20	1				168	94	91	97%	179
ENGLISH TO SPEAKERS OF OTHER LANGUAGES (5362) Test Company: ETS Score Range: 100-200	All enrolled students who have completed all nonclinical courses, 2021-22									
	Other enrolled students, 2021-22						14	14	100%	185
	All program completers, 2021-22						39	39	100%	185
	All program completers, 2020-21						32	32	100%	182
	All program completers, 2019-20						30	30	100%	185
FAMILY AND CONSUMER SCIENCES (5122) Test Company: ETS Score Range: 100-200	All enrolled students who have completed all nonclinical courses, 2021-22						1			
	Other enrolled students, 2021-22									
	All program completers, 2021-22									
	All program completers, 2020-21									
	All program completers, 2019-20									
FRENCH WORLD LANGUAGE (5174) Test Company: ETS Score Range: 100-200	All enrolled students who have completed all nonclinical courses, 2021-22						1			
	Other enrolled students, 2021-22									
	All program completers, 2021-22						1			
	All program completers, 2020-21						2			
	All program completers, 2019-20						1			


Single Assessment Institution-Level Pass Rate Data: Traditional Teacher Preparation Program Within IHE

	HEOA - Title II 2021 - 2022 Academic Year	
	Institution Name	Bowie State University
	Institution Code	5401
	State	Maryland

April 5, 2023

Assessment Information ¹	Group	Number Taking Assessment	Number Passing Assessment	Institutional Pass Rate	Institutional Average Scaled Score	Assessment Cut Score ²	Statewide			
							Number Taking Assessment	Number Passing Assessment	Statewide Pass Rate	Statewide Average Scaled Score
GERMAN WORLD LANGUAGE (5183) Test Company: ETS Score Range: 100-200	All enrolled students who have completed all nonclinical courses, 2021-22									
	Other enrolled students, 2021-22						1			
	All program completers, 2021-22						1			
	All program completers, 2020-21									
	All program completers, 2019-20							1		
HEALTH EDUCATION (5551) Test Company: ETS Score Range: 100-200	All enrolled students who have completed all nonclinical courses, 2021-22									
	Other enrolled students, 2021-22						5			
	All program completers, 2021-22						9			
	All program completers, 2020-21						14	11	79%	163
	All program completers, 2019-20						12	11	92%	167
LATIN (5601) Test Company: ETS Score Range: 100-200	All enrolled students who have completed all nonclinical courses, 2021-22									
	Other enrolled students, 2021-22						1			
	All program completers, 2021-22						1			
	All program completers, 2020-21									
	All program completers, 2019-20									
MATHEMATICS CONTENT KNOWLEDGE (5161) Test Company: ETS Score Range: 100-200	All enrolled students who have completed all nonclinical courses, 2021-22	2				160	3			
	Other enrolled students, 2021-22						17	8	47%	157
	All program completers, 2021-22	3				160	51	47	92%	172
	All program completers, 2020-21						56	48	86%	166
	All program completers, 2019-20	2					160	50	47	94%


Single Assessment Institution-Level Pass Rate Data: *Traditional Teacher Preparation Program Within IHE*

	HEOA - Title II 2021 - 2022 Academic Year	
	Institution Name	Bowie State University
	Institution Code	5401
	State	Maryland

April 5, 2023

Assessment Information ¹	Group	Number Taking Assessment	Number Passing Assessment	Institutional Pass Rate	Institutional Average Scaled Score	Assessment Cut Score ²	Statewide				
							Number Taking Assessment	Number Passing Assessment	Statewide Pass Rate	Statewide Average Scaled Score	
MATHEMATICS (5165) Test Company: ETS Score Range: 100-200	All enrolled students who have completed all nonclinical courses, 2021-22						4				
	Other enrolled students, 2021-22						5				
	All program completers, 2021-22						18	16	89%	173	
	All program completers, 2020-21										
	All program completers, 2019-20										
MIDDLE SCHOOL ENG LANG ARTS (5047) Test Company: ETS Score Range: 100-200	All enrolled students who have completed all nonclinical courses, 2021-22										
	Other enrolled students, 2021-22						2				
	All program completers, 2021-22						9				
	All program completers, 2020-21						4				
	All program completers, 2019-20						4				
MIDDLE SCHOOL MATHEMATICS (5164) Test Company: ETS Score Range: 100-200	All enrolled students who have completed all nonclinical courses, 2021-22										
	Other enrolled students, 2021-22						2				
	All program completers, 2021-22						4				
	All program completers, 2020-21										
	All program completers, 2019-20										
MIDDLE SCHOOL MATHEMATICS (5169) Test Company: ETS Score Range: 100-200	All enrolled students who have completed all nonclinical courses, 2021-22										
	Other enrolled students, 2021-22						5				
	All program completers, 2021-22						14	13	93%	175	
	All program completers, 2020-21						24	23	96%	178	
	All program completers, 2019-20						20	20	100%	181	


Single Assessment Institution-Level Pass Rate Data: *Traditional Teacher Preparation Program Within IHE*

	HEOA - Title II 2021 - 2022 Academic Year	
	Institution Name	Bowie State University
	Institution Code	5401
	State	Maryland

April 5, 2023

Assessment Information ¹	Group	Number Taking Assessment	Number Passing Assessment	Institutional Pass Rate	Institutional Average Scaled Score	Assessment Cut Score ²	Statewide			
							Number Taking Assessment	Number Passing Assessment	Statewide Pass Rate	Statewide Average Scaled Score
MIDDLE SCHOOL SCIENCE (5440) Test Company: ETS Score Range: 100-200	All enrolled students who have completed all nonclinical courses, 2021-22									
	Other enrolled students, 2021-22									
	All program completers, 2021-22						4			
	All program completers, 2020-21						19	19	100%	168
	All program completers, 2019-20						22	22	100%	162
MIDDLE SCHOOL SCIENCE (5442) Test Company: ETS Score Range: 100-200	All enrolled students who have completed all nonclinical courses, 2021-22									
	Other enrolled students, 2021-22						7			
	All program completers, 2021-22						13	13	100%	166
	All program completers, 2020-21						1			
	All program completers, 2019-20									
MIDDLE SCHOOL SOCIAL STUDIES (5089) Test Company: ETS Score Range: 100-200	All enrolled students who have completed all nonclinical courses, 2021-22									
	Other enrolled students, 2021-22						3			
	All program completers, 2021-22						13	11	85%	165
	All program completers, 2020-21						5			
	All program completers, 2019-20						4			
MUSIC CONTENT & INSTRUCTION (5114) Test Company: ETS Score Range: 100-200	All enrolled students who have completed all nonclinical courses, 2021-22						3			
	Other enrolled students, 2021-22						21	13	62%	166
	All program completers, 2021-22						52	39	75%	168
	All program completers, 2020-21						59	52	88%	169
	All program completers, 2019-20						46	43	93%	170


Single Assessment Institution-Level Pass Rate Data: Traditional Teacher Preparation Program Within IHE

	HEOA - Title II 2021 - 2022 Academic Year	
	Institution Name	Bowie State University
	Institution Code	5401
	State	Maryland


April 5, 2023

Assessment Information ¹	Group	Number Taking Assessment	Number Passing Assessment	Institutional Pass Rate	Institutional Average Scaled Score	Assessment Cut Score ²	Statewide			
							Number Taking Assessment	Number Passing Assessment	Statewide Pass Rate	Statewide Average Scaled Score
PHYSICAL ED CONTENT AND DESIGN (5095) Test Company: ETS Score Range: 100-200	All enrolled students who have completed all nonclinical courses, 2021-22									
	Other enrolled students, 2021-22						16	9	56%	168
	All program completers, 2021-22						70	49	70%	169
	All program completers, 2020-21						81	65	80%	173
	All program completers, 2019-20						65	59	91%	174
PHYSICS CONTENT KNOWLEDGE (5265) Test Company: ETS Score Range: 100-200	All enrolled students who have completed all nonclinical courses, 2021-22									
	Other enrolled students, 2021-22						2			
	All program completers, 2021-22						2			
	All program completers, 2020-21						7			
	All program completers, 2019-20						1			
PRAXIS PERFORMANCE ASSESSMENT FOR TEACHERS (0490) Test Company: ETS Score Range: 0-60	All enrolled students who have completed all nonclinical courses, 2021-22						3			
	Other enrolled students, 2021-22						6			
	All program completers, 2021-22						71	71	100%	40
	All program completers, 2020-21									
	All program completers, 2019-20									
PRINC LEARNING AND TEACHING 5-9 (5623) Test Company: ETS Score Range: 100-200	All enrolled students who have completed all nonclinical courses, 2021-22									
	Other enrolled students, 2021-22									
	All program completers, 2021-22						1			
	All program completers, 2020-21									
	All program completers, 2019-20									

Single Assessment Institution-Level Pass Rate Data: Traditional Teacher Preparation Program Within IHE

		HEOA - Title II 2021 - 2022 Academic Year								
Institution Name	Bowie State University									
Institution Code	5401									
State	Maryland									
							April 5, 2023			
Assessment Information ¹	Group	Number Taking Assessment	Number Passing Assessment	Institutional Pass Rate	Institutional Average Scaled Score	Assessment Cut Score ²	Statewide			
							Number Taking Assessment	Number Passing Assessment	Statewide Pass Rate	Statewide Average Scaled Score
PRINC LEARNING AND TEACHING 7-12 (5624) Test Company: ETS Score Range: 100-200	All enrolled students who have completed all nonclinical courses, 2021-22	2				157	20	18	90%	173
	Other enrolled students, 2021-22	1				157	26	24	92%	174
	All program completers, 2021-22	4				157	70	70	100%	182
	All program completers, 2020-21						166	165	99%	180
	All program completers, 2019-20	3				157	214	212	99%	179
PRINC LEARNING AND TEACHING EARLY CHILD (5621) Test Company: ETS Score Range: 100-200	All enrolled students who have completed all nonclinical courses, 2021-22									
	Other enrolled students, 2021-22	1				157	18	15	83%	168
	All program completers, 2021-22	8				157	37	36	97%	167
	All program completers, 2020-21	20	15	75%	163	157	129	121	94%	170
	All program completers, 2019-20	9				157	123	122	99%	173
PRINC LEARNING AND TEACHING K-6 (5622) Test Company: ETS Score Range: 100-200	All enrolled students who have completed all nonclinical courses, 2021-22	2				160	7			
	Other enrolled students, 2021-22						25	23	92%	175
	All program completers, 2021-22	27	22	81%	166	160	81	74	91%	173
	All program completers, 2020-21	10	8	80%	167	160	257	248	96%	176
	All program completers, 2019-20	13	13	100%	173	160	377	374	99%	179
SE CORE KNOWLEDGE & APPLICATIONS (5354) Test Company: ETS Score Range: 100-200	All enrolled students who have completed all nonclinical courses, 2021-22						28	25	89%	172
	Other enrolled students, 2021-22						82	66	80%	172
	All program completers, 2021-22	4				163	230	215	93%	175
	All program completers, 2020-21	14	10	71%	163	163	297	287	97%	175
	All program completers, 2019-20	9				163	265	261	98%	175


Single Assessment Institution-Level Pass Rate Data: Traditional Teacher Preparation Program Within IHE

	HEOA - Title II 2021 - 2022 Academic Year
	Bowie State University
	5401
	Maryland


April 5, 2023

Assessment Information ¹	Group	Number Taking Assessment	Number Passing Assessment	Institutional Pass Rate	Institutional Average Scaled Score	Assessment Cut Score ²	Statewide			
							Number Taking Assessment	Number Passing Assessment	Statewide Pass Rate	Statewide Average Scaled Score
SOCIAL STUDIES CONTENT & INTERPRETATION (5086) Test Company: ETS Score Range: 100-200	All enrolled students who have completed all nonclinical courses, 2021-22						4			
	Other enrolled students, 2021-22						19	16	84%	168
	All program completers, 2021-22						61	60	98%	172
	All program completers, 2020-21						72	67	93%	168
	All program completers, 2019-20						96	92	96%	169
SPANISH WORLD LANGUAGE (5195) Test Company: ETS Score Range: 100-200	All enrolled students who have completed all nonclinical courses, 2021-22						1			
	Other enrolled students, 2021-22						7			
	All program completers, 2021-22						5			
	All program completers, 2020-21						9			
	All program completers, 2019-20						6			
TEACHING READING: ELEMENTARY (5205) Test Company: ETS Score Range: 100-200	All enrolled students who have completed all nonclinical courses, 2021-22	3				159	38	20	53%	158
	Other enrolled students, 2021-22	1				159	181	124	69%	164
	All program completers, 2021-22	56	26	46%	153	159	837	724	86%	168
	All program completers, 2020-21	25	16	64%	157	159	876	825	94%	169
	All program completers, 2019-20	18	17	94%	163	159	716	679	95%	170
TECHNOLOGY EDUCATION (5051) Test Company: ETS Score Range: 100-200	All enrolled students who have completed all nonclinical courses, 2021-22									
	Other enrolled students, 2021-22						1			
	All program completers, 2021-22						2			
	All program completers, 2020-21									
	All program completers, 2019-20						2			


Single Assessment Institution-Level Pass Rate Data: Traditional Teacher Preparation Program Within IHE

		HEOA - Title II 2021 - 2022 Academic Year								
Institution Name		Bowie State University								
Institution Code		5401								
State		Maryland								
							April 5, 2023			
Assessment Information ¹	Group	Number Taking Assessment	Number Passing Assessment	Institutional Pass Rate	Institutional Average Scaled Score	Assessment Cut Score ²	Statewide			
							Number Taking Assessment	Number Passing Assessment	Statewide Pass Rate	Statewide Average Scaled Score
THEATRE (5641) Test Company: ETS Score Range: 100-200	All enrolled students who have completed all nonclinical courses, 2021-22									
	Other enrolled students, 2021-22						1			
	All program completers, 2021-22						6			
	All program completers, 2020-21						4			
	All program completers, 2019-20									
WORLD AND U.S. HISTORY CK (5941) Test Company: ETS Score Range: 100-200	All enrolled students who have completed all nonclinical courses, 2021-22						5			
	Other enrolled students, 2021-22	1				160	6			
	All program completers, 2021-22						28	18	64%	165
	All program completers, 2020-21						20	16	80%	167
	All program completers, 2019-20						25	22	88%	166
WORLD LANGUAGE PEDAGOGY (5841) Test Company: ETS Score Range: 100-200	All enrolled students who have completed all nonclinical courses, 2021-22						1			
	Other enrolled students, 2021-22						4			
	All program completers, 2021-22									
	All program completers, 2020-21									
	All program completers, 2019-20									
EDTPA: AGRICULTURAL EDUCATION (TPA0100) Test Company: E.S. Pearson* Score Range: 15-75	All enrolled students who have completed all nonclinical courses, 2021-22									
	Other enrolled students, 2021-22									
	All program completers, 2021-22									
	All program completers, 2020-21									
	All program completers, 2019-20							1		


Single Assessment Institution-Level Pass Rate Data: Traditional Teacher Preparation Program Within IHE

		HEOA - Title II 2021 - 2022 Academic Year								
Institution Name		Bowie State University								
Institution Code		5401								
State		Maryland								
							April 5, 2023			
Assessment Information ¹	Group	Number Taking Assessment	Number Passing Assessment	Institutional Pass Rate	Institutional Average Scaled Score	Assessment Cut Score ²	Statewide			
							Number Taking Assessment	Number Passing Assessment	Statewide Pass Rate	Statewide Average Scaled Score
EDTPA: BUSINESS EDUCATION (TPA0102) Test Company: E.S. Pearson* Score Range: 15-75	All enrolled students who have completed all nonclinical courses, 2021-22									
	Other enrolled students, 2021-22									
	All program completers, 2021-22									
	All program completers, 2020-21						1			
	All program completers, 2019-20						2			
EDTPA: CLASSICAL LANGUAGES (TPA0104) Test Company: E.S. Pearson* Score Range: 13-65	All enrolled students who have completed all nonclinical courses, 2021-22									
	Other enrolled students, 2021-22						1			
	All program completers, 2021-22									
	All program completers, 2020-21									
	All program completers, 2019-20									
EDTPA: EARLY CHILDHOOD (TPA0014) Test Company: E.S. Pearson* Score Range: 15-75	All enrolled students who have completed all nonclinical courses, 2021-22									
	Other enrolled students, 2021-22						3			
	All program completers, 2021-22	10	10	100%	32	15	232	232	100%	40
	All program completers, 2020-21	2				15	128	128	100%	41
	All program completers, 2019-20						65	65	100%	43
EDTPA: ELEM ED LITERACY WITH MATHEMATICS TASK 4 (TPA0110) Test Company: E.S. Pearson* Score Range: 18-90	All enrolled students who have completed all nonclinical courses, 2021-22									
	Other enrolled students, 2021-22						1			
	All program completers, 2021-22						169	169	100%	51
	All program completers, 2020-21						77	77	100%	50
	All program completers, 2019-20						124	124	100%	53

Single Assessment Institution-Level Pass Rate Data: Traditional Teacher Preparation Program Within IHE

		HEOA - Title II 2021 - 2022 Academic Year								
Institution Name	Bowie State University									
Institution Code	5401									
State	Maryland									
							April 5, 2023			
Assessment Information ¹	Group	Number Taking Assessment	Number Passing Assessment	Institutional Pass Rate	Institutional Average Scaled Score	Assessment Cut Score ²	Statewide			
							Number Taking Assessment	Number Passing Assessment	Statewide Pass Rate	Statewide Average Scaled Score
EDTPA: ELEM ED MATHEMATICS WITH LITERACY TASK 4 (TPA0149) Test Company: E.S. Pearson* Score Range: 18-90	All enrolled students who have completed all nonclinical courses, 2021-22									
	Other enrolled students, 2021-22									
	All program completers, 2021-22						12	12	100%	49
	All program completers, 2020-21						22	22	100%	50
	All program completers, 2019-20						7			
EDTPA: ELEMENTARY LITERACY (TPA0001) Test Company: E.S. Pearson* Score Range: 15-75	All enrolled students who have completed all nonclinical courses, 2021-22									
	Other enrolled students, 2021-22						6			
	All program completers, 2021-22	24	24	100%	36	15	121	121	100%	39
	All program completers, 2020-21	2				15	20	20	100%	40
	All program completers, 2019-20						11	11	100%	44
EDTPA: ELEMENTARY MATHEMATICS (TPA0002) Test Company: E.S. Pearson* Score Range: 15-75	All enrolled students who have completed all nonclinical courses, 2021-22									
	Other enrolled students, 2021-22						12	12	100%	38
	All program completers, 2021-22						71	71	100%	41
	All program completers, 2020-21						68	68	100%	41
	All program completers, 2019-20						12	12	100%	44
EDTPA: K-12 PERFORMING ARTS (TPA0021) Test Company: E.S. Pearson* Score Range: 15-75	All enrolled students who have completed all nonclinical courses, 2021-22									
	Other enrolled students, 2021-22									
	All program completers, 2021-22						4			
	All program completers, 2020-21									
	All program completers, 2019-20									


Single Assessment Institution-Level Pass Rate Data: Traditional Teacher Preparation Program Within IHE

	HEOA - Title II 2021 - 2022 Academic Year	
	Institution Name	Bowie State University
	Institution Code	5401
	State	Maryland

April 5, 2023

Assessment Information ¹	Group	Number Taking Assessment	Number Passing Assessment	Institutional Pass Rate	Institutional Average Scaled Score	Assessment Cut Score ²	Statewide			
							Number Taking Assessment	Number Passing Assessment	Statewide Pass Rate	Statewide Average Scaled Score
EDTPA: MIDDLE CHILDHOOD ENGLISH LANGUAGE ARTS (TPA0018) Test Company: E.S. Pearson* Score Range: 15-75	All enrolled students who have completed all nonclinical courses, 2021-22									
	Other enrolled students, 2021-22									
	All program completers, 2021-22						2			
	All program completers, 2020-21									
	All program completers, 2019-20									
EDTPA: MIDDLE CHILDHOOD HISTORY-SOCIAL STUDIES (TPA0019) Test Company: E.S. Pearson* Score Range: 15-75	All enrolled students who have completed all nonclinical courses, 2021-22									
	Other enrolled students, 2021-22									
	All program completers, 2021-22						10	10	100%	45
	All program completers, 2020-21									
	All program completers, 2019-20									
EDTPA: MIDDLE CHILDHOOD MATHEMATICS (TPA0016) Test Company: E.S. Pearson* Score Range: 15-75	All enrolled students who have completed all nonclinical courses, 2021-22									
	Other enrolled students, 2021-22									
	All program completers, 2021-22						15	15	100%	46
	All program completers, 2020-21									
	All program completers, 2019-20									
EDTPA: MIDDLE CHILDHOOD SCIENCE (TPA0017) Test Company: E.S. Pearson* Score Range: 15-75	All enrolled students who have completed all nonclinical courses, 2021-22									
	Other enrolled students, 2021-22						1			
	All program completers, 2021-22						6			
	All program completers, 2020-21									
	All program completers, 2019-20									


Single Assessment Institution-Level Pass Rate Data: Traditional Teacher Preparation Program Within IHE

	HEOA - Title II 2021 - 2022 Academic Year	
	Institution Name	Bowie State University
	Institution Code	5401
	State	Maryland

April 5, 2023

Assessment Information ¹	Group	Number Taking Assessment	Number Passing Assessment	Institutional Pass Rate	Institutional Average Scaled Score	Assessment Cut Score ²	Statewide			
							Number Taking Assessment	Number Passing Assessment	Statewide Pass Rate	Statewide Average Scaled Score
EDTPA: SECONDARY ENGLISH LANGUAGE ARTS (TPA0003) Test Company: E.S. Pearson* Score Range: 15-75	All enrolled students who have completed all nonclinical courses, 2021-22									
	Other enrolled students, 2021-22						7			
	All program completers, 2021-22						53	53	100%	44
	All program completers, 2020-21						46	46	100%	44
	All program completers, 2019-20						33	33	100%	47
EDTPA: SECONDARY HISTORY-SOCIAL STUDIES (TPA0004) Test Company: E.S. Pearson* Score Range: 15-75	All enrolled students who have completed all nonclinical courses, 2021-22						1			
	Other enrolled students, 2021-22	1				15	8			
	All program completers, 2021-22	1				15	79	79	100%	44
	All program completers, 2020-21						45	45	100%	43
	All program completers, 2019-20						41	41	100%	44
EDTPA: SECONDARY MATHEMATICS (TPA0005) Test Company: E.S. Pearson* Score Range: 15-75	All enrolled students who have completed all nonclinical courses, 2021-22									
	Other enrolled students, 2021-22						3			
	All program completers, 2021-22	1				15	49	49	100%	40
	All program completers, 2020-21						23	23	100%	40
	All program completers, 2019-20						18	18	100%	43
EDTPA: SECONDARY SCIENCE (TPA0006) Test Company: E.S. Pearson* Score Range: 15-75	All enrolled students who have completed all nonclinical courses, 2021-22									
	Other enrolled students, 2021-22						7			
	All program completers, 2021-22						25	25	100%	39
	All program completers, 2020-21						23	23	100%	40
	All program completers, 2019-20						17	17	100%	42


Single Assessment Institution-Level Pass Rate Data: Traditional Teacher Preparation Program Within IHE

	HEOA - Title II 2021 - 2022 Academic Year	
	Institution Name	Bowie State University
	Institution Code	5401
	State	Maryland

April 5, 2023

Assessment Information ¹	Group	Number Taking Assessment	Number Passing Assessment	Institutional Pass Rate	Institutional Average Scaled Score	Assessment Cut Score ²	Statewide			
							Number Taking Assessment	Number Passing Assessment	Statewide Pass Rate	Statewide Average Scaled Score
EDTPA: TECHNOLOGY AND ENGINEERING EDUCATION (TPA0143) Test Company: E.S. Pearson* Score Range: 15-75	All enrolled students who have completed all nonclinical courses, 2021-22									
	Other enrolled students, 2021-22									
	All program completers, 2021-22						1			
	All program completers, 2020-21									
	All program completers, 2019-20									
EDTPA: WORLD LANGUAGES (TPA0020) Test Company: E.S. Pearson* Score Range: 13-65	All enrolled students who have completed all nonclinical courses, 2021-22									
	Other enrolled students, 2021-22						3			
	All program completers, 2021-22						16	16	100%	37
	All program completers, 2020-21									
	All program completers, 2019-20									
OPI MANDARIN (ACT1013) Test Company: ACTFL* Score Range: 1-10	All enrolled students who have completed all nonclinical courses, 2021-22						1			
	Other enrolled students, 2021-22									
	All program completers, 2021-22						3			
	All program completers, 2020-21									
	All program completers, 2019-20									
OPI SPANISH (ACT1018) Test Company: ACTFL* Score Range: 1-10	All enrolled students who have completed all nonclinical courses, 2021-22									
	Other enrolled students, 2021-22									
	All program completers, 2021-22									
	All program completers, 2020-21						6			
	All program completers, 2019-20						5			


Single Assessment Institution-Level Pass Rate Data: Traditional Teacher Preparation Program Within IHE

	HEOA - Title II 2021 - 2022 Academic Year	
	Institution Name	Bowie State University
	Institution Code	5401
	State	Maryland

April 5, 2023

Assessment Information ¹	Group	Number Taking Assessment	Number Passing Assessment	Institutional Pass Rate	Institutional Average Scaled Score	Assessment Cut Score ²	Statewide			
							Number Taking Assessment	Number Passing Assessment	Statewide Pass Rate	Statewide Average Scaled Score
OPIC FRENCH (ACT3003) Test Company: ACTFL* Score Range: 1-10	All enrolled students who have completed all nonclinical courses, 2021-22									
	Other enrolled students, 2021-22									
	All program completers, 2021-22						1			
	All program completers, 2020-21						1			
	All program completers, 2019-20						1			
OPIC SPANISH (ACT3002) Test Company: ACTFL* Score Range: 1-10	All enrolled students who have completed all nonclinical courses, 2021-22						1			
	Other enrolled students, 2021-22						1			
	All program completers, 2021-22						1			
	All program completers, 2020-21						2			
	All program completers, 2019-20						4			
WPT CHINESE-MANDARIN (ACT2002) Test Company: ACTFL* Score Range: 1-10	All enrolled students who have completed all nonclinical courses, 2021-22						1			
	Other enrolled students, 2021-22									
	All program completers, 2021-22						2			
	All program completers, 2020-21									
	All program completers, 2019-20									
WPT FRENCH (ACT2005) Test Company: ACTFL* Score Range: 1-10	All enrolled students who have completed all nonclinical courses, 2021-22									
	Other enrolled students, 2021-22									
	All program completers, 2021-22						1			
	All program completers, 2020-21						1			
	All program completers, 2019-20						2			

Single Assessment Institution-Level Pass Rate Data: *Traditional Teacher Preparation Program Within IHE*

	HEOA - Title II 2021 - 2022 Academic Year	
	Institution Name	Bowie State University
	Institution Code	5401
	State	Maryland

April 5, 2023

Assessment Information ¹	Group	Number Taking Assessment	Number Passing Assessment	Institutional Pass Rate	Institutional Average Scaled Score	Assessment Cut Score ²	Statewide				
							Number Taking Assessment	Number Passing Assessment	Statewide Pass Rate	Statewide Average Scaled Score	
WPT GERMAN (ACT2006) Test Company: ACTFL* Score Range: 1-10	All enrolled students who have completed all nonclinical courses, 2021-22										
	Other enrolled students, 2021-22						1				
	All program completers, 2021-22										
	All program completers, 2020-21										
	All program completers, 2019-20										
WPT SPANISH (ACT2015) Test Company: ACTFL* Score Range: 1-10	All enrolled students who have completed all nonclinical courses, 2021-22						1				
	Other enrolled students, 2021-22						2				
	All program completers, 2021-22						1				
	All program completers, 2020-21						7				
	All program completers, 2019-20						12	11	92%		7

Note: In cases where there are less than ten students taking the assessment or license/certificate, the number passing and pass rate are not reported.

¹Tests with multiple delivery options (computer, paper, etc.) will be noted with the assessment code for one format only.

²Cut scores may vary for groups depending upon when the cut scores are established by the state and when each group completed their teacher certification or licensure assessment.

*Questions regarding tests listed by this testing company must be addressed to your state Title II Coordinator.

Ability of Completers to be Hired (Initial and Advanced) 2021-2022 **(Updated 7-24-2023)**

Initial Programs

Elementary Education Graduates = 12

Employed 9 out of 12 School Districts in Maryland as Teachers and Conditional Teachers; other 3 employment not verified

Early Childhood/Special Education Graduates = 8

Employed 7 out of 8 School Districts in Maryland as Teachers and Conditional Teachers; 1 international student employment not verified

Secondary Education (Track) Graduates = 2

Employed 1 as School Districts in Maryland as Teacher; other 1 employment not verified

Special Education (Initial) Graduates = 0

No Initial certification program graduates during the 2021-2022 academic year

Master of Arts in Teaching Graduates = 7

Employed 5 out of 7 School Districts in Maryland as Teachers and Conditional Teachers; 2 employment not verified

Advanced Programs

Reading Education Graduates = 6

Employed Prince Georges County Public Schools 3 completers, Anne Arundel County Public School 2 completers, Montgomery County Public Schools 1 completer

School Psychology Graduates = 6

Employed School Districts as School Psychologist (District of Columbia Public Schools 1 completer, Anne Arundel County Public Schools 1 completer, Prince Georges County Public Schools 1 completer, Colonial Heights Public Schools, Virginia 1 completer, Fairfax County School District Virginia 2 completers)

Elementary and Secondary School Administration and Supervision Graduate = 1

Employed Prince Georges County Public Schools