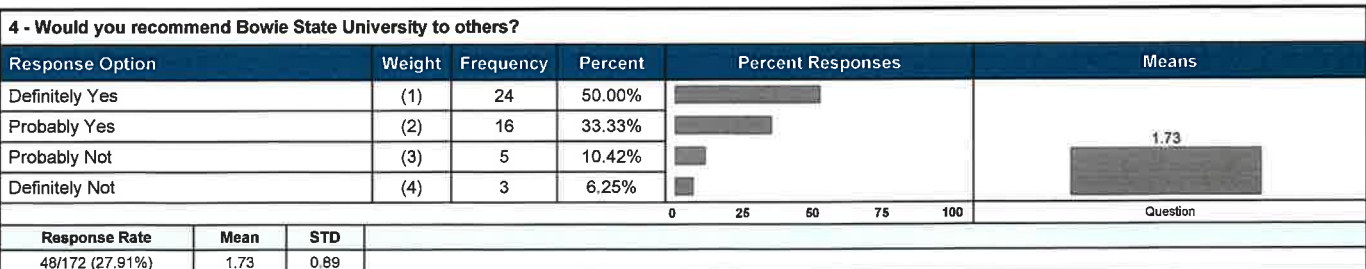
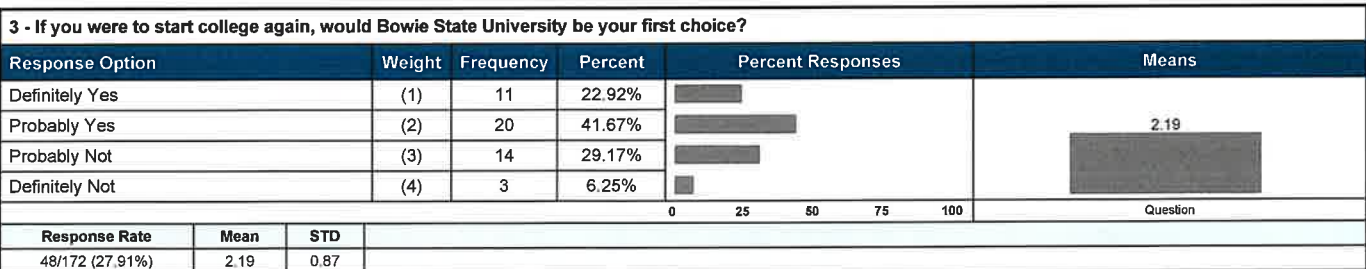
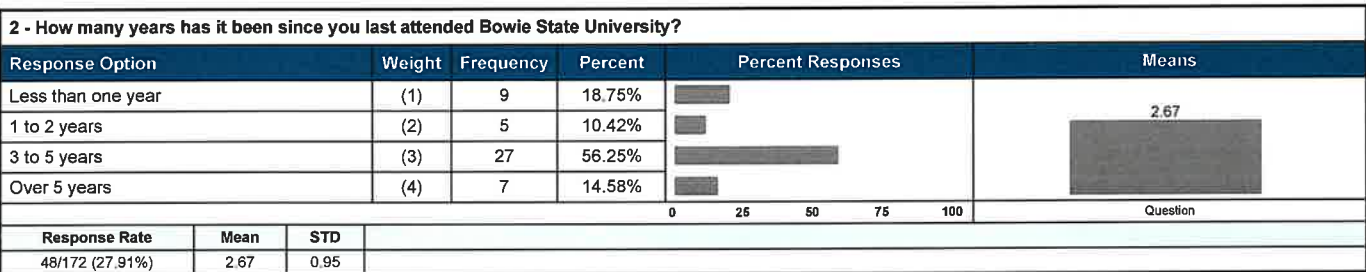
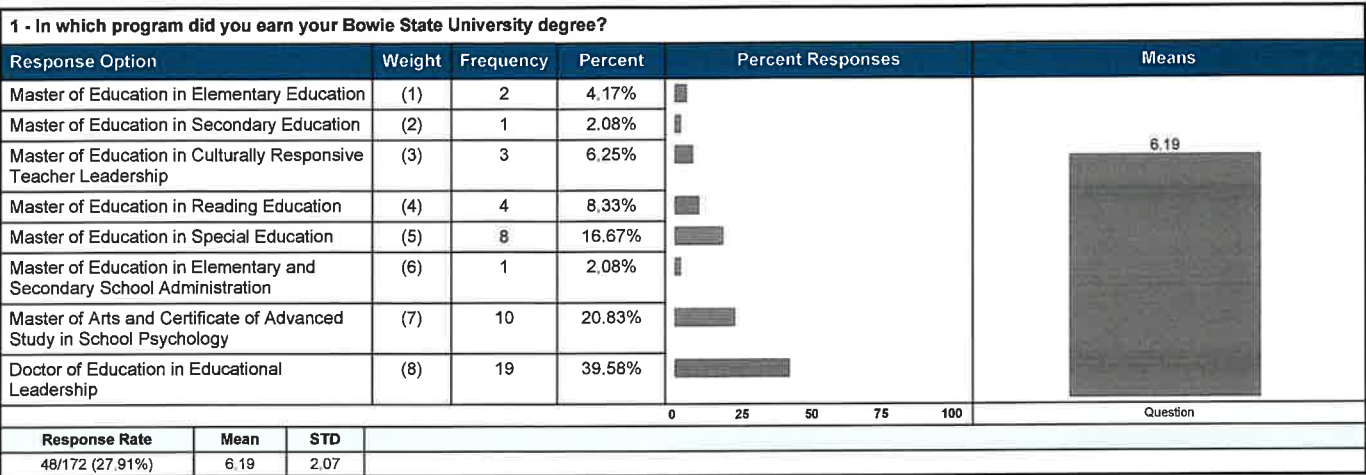


Bowie State University
College of Education Graduate Alumni Survey (Fall 2023)



Bowie State University
College of Education Graduate Alumni Survey (Fall 2023)

5 - How often do you use skills or knowledge learned at Bowie State University in your daily work?

Response Option	Weight	Frequency	Percent	Percent Responses	Means
Often	(1)	39	81.25%		1.19
Occasionally	(2)	9	18.75%		
Never	(3)	0	0.00%		
				0 25 50 75 100	Question
Response Rate	Mean	STD			
48/172 (27.91%)	1.19	0.39			

6 - How satisfied are you with the overall educational experience you had at Bowie State University?

Response Option	Weight	Frequency	Percent	Percent Responses	Means
Very Dissatisfied	(1)	5	10.42%		3.06
Dissatisfied	(2)	3	6.25%		
Satisfied	(3)	24	50.00%		
Very Satisfied	(4)	16	33.33%		
				0 25 50 75 100	Question
Response Rate	Mean	STD			
48/172 (27.91%)	3.06	0.91			

7 - How satisfied are you, in the following areas, with the impact Bowie State University has had on your professional and academic growth?

Writing effectively in your field

Response Option	Weight	Frequency	Percent	Percent Responses	Means
Very Dissatisfied	(1)	3	6.25%		3.25
Dissatisfied	(2)	3	6.25%		
Satisfied	(3)	21	43.75%		
Very Satisfied	(4)	21	43.75%		
				0 25 50 75 100	Question
Response Rate	Mean	STD			
48/172 (27.91%)	3.25	0.84			

7 - How satisfied are you, in the following areas, with the impact Bowie State University has had on your professional and academic growth?

Working cooperatively in a group

Response Option	Weight	Frequency	Percent	Percent Responses	Means
Very Dissatisfied	(1)	3	6.25%		3.33
Dissatisfied	(2)	1	2.08%		
Satisfied	(3)	21	43.75%		
Very Satisfied	(4)	23	47.92%		
				0 25 50 75 100	Question
Response Rate	Mean	STD			
48/172 (27.91%)	3.33	0.81			

7 - How satisfied are you, in the following areas, with the impact Bowie State University has had on your professional and academic growth?

Communicating effectively in your field

Response Option	Weight	Frequency	Percent	Percent Responses	Means
Very Dissatisfied	(1)	2	4.17%		3.31
Dissatisfied	(2)	3	6.25%		
Satisfied	(3)	21	43.75%		
Very Satisfied	(4)	22	45.83%		
				0 25 50 75 100	Question
Response Rate	Mean	STD			
48/172 (27.91%)	3.31	0.78			

Bowie State University
College of Education Graduate Alumni Survey (Fall 2023)

7 - How satisfied are you, in the following areas, with the impact Bowie State University has had on your professional and academic growth?

Critically analyzing research literature and/or technical writing from your field

Response Option	Weight	Frequency	Percent	Percent Responses	Means
Very Dissatisfied	(1)	3	6.25%		3.31
Dissatisfied	(2)	2	4.17%		
Satisfied	(3)	20	41.67%		
Very Satisfied	(4)	23	47.92%		
				0 25 50 75 100	Question
Response Rate	Mean	STD			
48/172 (27.91%)	3.31	0.83			

7 - How satisfied are you, in the following areas, with the impact Bowie State University has had on your professional and academic growth?

Preparing for further education in your field

Response Option	Weight	Frequency	Percent	Percent Responses	Means
Very Dissatisfied	(1)	2	4.17%		3.25
Dissatisfied	(2)	4	8.33%		
Satisfied	(3)	22	45.83%		
Very Satisfied	(4)	20	41.67%		
				0 25 50 75 100	Question
Response Rate	Mean	STD			
48/172 (27.91%)	3.25	0.79			

7 - How satisfied are you, in the following areas, with the impact Bowie State University has had on your professional and academic growth?

Learning independently

Response Option	Weight	Frequency	Percent	Percent Responses	Means
Very Dissatisfied	(1)	1	2.08%		3.42
Dissatisfied	(2)	1	2.08%		
Satisfied	(3)	23	47.92%		
Very Satisfied	(4)	23	47.92%		
				0 25 50 75 100	Question
Response Rate	Mean	STD			
48/172 (27.91%)	3.42	0.65			

7 - How satisfied are you, in the following areas, with the impact Bowie State University has had on your professional and academic growth?

Understanding different philosophies and cultures

Response Option	Weight	Frequency	Percent	Percent Responses	Means
Very Dissatisfied	(1)	2	4.17%		3.35
Dissatisfied	(2)	4	8.33%		
Satisfied	(3)	17	35.42%		
Very Satisfied	(4)	25	52.08%		
				0 25 50 75 100	Question
Response Rate	Mean	STD			
48/172 (27.91%)	3.35	0.81			

Bowie State University
College of Education Graduate Alumni Survey (Fall 2023)

7 - How satisfied are you, in the following areas, with the impact Bowie State University has had on your professional and academic growth?

Understanding the interaction of society and environment

Response Option	Weight	Frequency	Percent	Percent Responses	Means
Very Dissatisfied	(1)	2	4.17%		3.35
Dissatisfied	(2)	2	4.17%		
Satisfied	(3)	21	43.75%		
Very Satisfied	(4)	23	47.92%		
0 25 50 75 100					Question
Response Rate	Mean	STD			
48/172 (27.91%)	3.35	0.76			

7 - How satisfied are you, in the following areas, with the impact Bowie State University has had on your professional and academic growth?

Applying research to problems in your field

Response Option	Weight	Frequency	Percent	Percent Responses	Means
Very Dissatisfied	(1)	2	4.17%		3.38
Dissatisfied	(2)	1	2.08%		
Satisfied	(3)	22	45.83%		
Very Satisfied	(4)	23	47.92%		
0 25 50 75 100					Question
Response Rate	Mean	STD			
48/172 (27.91%)	3.38	0.73			

7 - How satisfied are you, in the following areas, with the impact Bowie State University has had on your professional and academic growth?

Recognizing your responsibilities, rights, and privileges as a professional

Response Option	Weight	Frequency	Percent	Percent Responses	Means
Very Dissatisfied	(1)	2	4.17%		3.25
Dissatisfied	(2)	4	8.33%		
Satisfied	(3)	22	45.83%		
Very Satisfied	(4)	20	41.67%		
0 25 50 75 100					Question
Response Rate	Mean	STD			
48/172 (27.91%)	3.25	0.79			

7 - How satisfied are you, in the following areas, with the impact Bowie State University has had on your professional and academic growth?

Applying principles and methods to problems in your field

Response Option	Weight	Frequency	Percent	Percent Responses	Means
Very Dissatisfied	(1)	2	4.17%		3.33
Dissatisfied	(2)	3	6.25%		
Satisfied	(3)	20	41.67%		
Very Satisfied	(4)	23	47.92%		
0 25 50 75 100					Question
Response Rate	Mean	STD			
48/172 (27.91%)	3.33	0.78			

Bowie State University
College of Education Graduate Alumni Survey (Fall 2023)

7 - How satisfied are you, in the following areas, with the impact Bowie State University has had on your professional and academic growth?

Defining and solving problems in your field

Response Option	Weight	Frequency	Percent	Percent Responses	Means
Very Dissatisfied	(1)	2	4.17%		3.29
Dissatisfied	(2)	3	6.25%		
Satisfied	(3)	22	45.83%		
Very Satisfied	(4)	21	43.75%		
				0 25 50 75 100	Question
Response Rate	Mean	STD			
48/172 (27.91%)	3.29	0.77			

8 - Are you currently employed in your Bowie State University earned degree/field of study?

Response Option	Weight	Frequency	Percent	Percent Responses	Means
Yes	(1)	41	85.42%		1.15
No	(2)	7	14.58%		
				0 25 50 75 100	Question
Response Rate	Mean	STD			
48/172 (27.91%)	1.15	0.36			

9 - If not, why? (choose one best response)

Response Option	Weight	Frequency	Percent	Percent Responses	Means
I could not find a job in my major field	(1)	3	6.25%		3.90
I developed new career interests after leaving Bowie State University	(2)	11	22.92%		
The jobs in my field did not pay well	(3)	3	6.25%		
The jobs in my field offered few opportunities for advancement	(4)	6	12.50%		
I am currently seeking new job opportunities	(5)	22	45.83%		
I am a full-time student	(6)	2	4.17%		
I am presently un-employed	(7)	1	2.08%		
				0 25 50 75 100	Question
Response Rate	Mean	STD			
48/172 (27.91%)	3.90	1.55			

Bowie State University

College of Education Graduate Alumni Survey (Fall 2023)

10 - Please provide the school/company name, city/town, and state about your present employer:	
Response Rate	48/172 (27.91%)
<ul style="list-style-type: none"> • DC Prep, Washington, DC • Liberty Grove School Indianapolis, IN • PGCPSS • See Forever Foundation Washington, DC • I have even applied to positions at the school of education as an assistant professor in the school of education where the qualifications is the same degree I was offered at Bowie State (EdD). Yet despite my experience as Assistant Principal yet I was made to understand that the department of education leadership and studies turned my application down because they are looking for someone who had superintendent background. It means the department awards the degree to individuals and yet don't believe they graduates have enough knowledge to lecture the same concepts they received their doctorate degree in. What a paradox. This is why many of my colleagues who completed the Masters in School Administration and Supervision went to other institutions like George Washington, Howard University, Johns Hopkins to pursue their doctorate degrees. Finally, I am currently unemployed in my field. I am lecturing as an Adjunct professor at the same Bowie State University at the department of Natural Sciences lecturing undergraduate students in Biology. I am doing so using my Master's in Biological Sciences degree. Because I can't get job using my EdD degree even in the institution that awarded me the degree. I very disappointing experience. • Montgomery County Public Schools Rockville, Maryland Montgomery College Rockville, Maryland • Prince George's County Public Schools • Friendship Public Charter Schools, Washington, DC • Self-employed- Piano Instruction Retired from Prince George's County Public Schools Upper Marlboro, MD • DCPS • PGCPSS • DCPS • San Francisco Unified School District (SFUSD), San Francisco, California • Office of Leadership Development, Howard County Public School System, Ellicott City, MD • No • Prince George's County Public Schools • Trinity Washington University Neumann University • Melwood ES, Upper Marlboro MD Prince George's County Public Schools • Bowie Maryland • William Paca Elementary School 7801 Sheriff Road Landover, Maryland 20783 • DC Public School • Appoquinimink School District - Middletown, Delaware • Bishop Ireton Highschool • Greenbelt Middle School, Greenbelt, Maryland • Baltimore County Public Schools • Prince George's County Public Schools Gaywood Elementary School, Lanham, MD • Stepping Stone Group Kansas City • Baltimore city public schools Baltimore, MD • Prince George's County Public School System Charles Herbert Flowers High School Springdale, MD • I am currently employed. The question above should have an option to select N/A. • NA • Prince George's County Public Schools Capitol Heights, MD • Kemp Primary/Kemp ISD/Kemp, TX • AACPS • Howard County Public School System, Columbia MD • MCPS Maryland • Nine • Calvert County Public Schools • Smyrna school district • Calvert County Public Schools • DC PUBLIC SCHOOLS • I AM employed in my degree/field - Prince George's County Public Schools • Montgomery County (MD) Public Schools The above question does not provide an appropriate response if you are employed in your field... • PGCPSS (Maryland) • York City School York, PA • Prince George's County Public Schools, James Ryder Randall Early Childhood Center, Clinton, Maryland • Medfield Heights Elementary Baltimore, MD • Montgomery county public schools and Bowie State University 	

Bowie State University
College of Education Graduate Alumni Survey (Fall 2023)

11 - Please indicate whether you were a full-time or part-time student at Bowie State University.

Response Option	Weight	Frequency	Percent	Percent Responses	Means
Full-Time	(1)	25	52.08%		1.48
Part-Time	(2)	23	47.92%		
				0 25 50 75 100	Question
Response Rate	Mean	STD			
48/172 (27.91%)	1.48	0.50			

12 - What is your gender?

Response Option	Weight	Frequency	Percent	Percent Responses	Means
Female	(1)	39	81.25%		1.21
Male	(2)	8	16.67%		
Prefer Not to Answer	(3)	1	2.08%		
				0 25 50 75 100	Question
Response Rate	Mean	STD			
48/172 (27.91%)	1.21	0.46			

13 - What is your current age range?

Response Option	Weight	Frequency	Percent	Percent Responses	Means
Under 25	(1)	0	0.00%		3.31
25 to 30	(2)	11	22.92%		
31 to 45	(3)	16	33.33%		
46 to 60	(4)	16	33.33%		
Over 60	(5)	5	10.42%		
				0 25 50 75 100	Question
Response Rate	Mean	STD			
48/172 (27.91%)	3.31	0.95			

14 - What was your age when you graduated from Bowie State University?

Response Option	Weight	Frequency	Percent	Percent Responses	Means
Under 25	(1)	1	2.08%		3.02
25 to 30	(2)	15	31.25%		
31 to 45	(3)	17	35.42%		
46 to 60	(4)	12	25.00%		
Over 60	(5)	3	6.25%		
				0 25 50 75 100	Question
Response Rate	Mean	STD			
48/172 (27.91%)	3.02	0.96			

15 - What is your ethnicity/race?

Response Option	Weight	Frequency	Percent	Percent Responses	Means
American Indian/Alaskan Native	(1)	0	0.00%		3.92
Asian/Pacific Islander	(2)	0	0.00%		
African American/Black	(3)	34	70.83%		
Hispanic	(4)	1	2.08%		
White	(5)	7	14.58%		
Two Races	(6)	0	0.00%		
Other	(7)	1	2.08%		
Prefer Not to Answer	(8)	5	10.42%		
				0 25 50 75 100	Question
Response Rate	Mean	STD			
48/172 (27.91%)	3.92	1.66			

Bowie State University
College of Education Graduate Alumni Survey (Fall 2023)

16 - What is your current annual salary range?					
Response Option	Weight	Frequency	Percent	Percent Responses	Means
Under \$20,000	(1)	2	4.17%		
\$20,000-\$34,999	(2)	2	4.17%		
\$35,000-\$49,999	(3)	2	4.17%		
\$50,000-\$65,000	(4)	3	6.25%		
\$65,000 or more	(5)	39	81.25%		
				0 25 50 75 100	Question
Response Rate	Mean	STD			
48/172 (27.91%)	4.56	1.05			