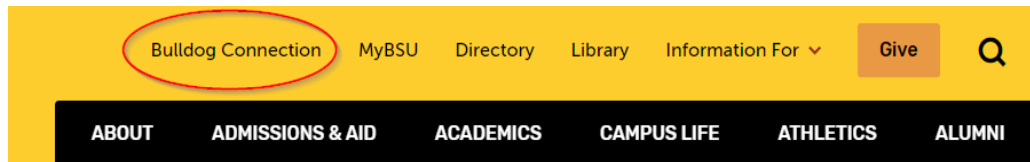


Password Creation

This document was created for students who need to create their password. Remember, you must use your BSU Username and Student ID. You will find your Username and Student ID in your Acceptance Letter.


1. Navigate to www.bowiestate.edu.
2. Click “Bulldog Connection”.



3. Click “Password Reset”.



4. Click “Student Password Reset”.

- 
- Student Password Reset
 - First time password reset instructions (pdf)
 - Password reset instructions using secret questions (pdf)

5. Enter your User ID.



BOWIE
STATE UNIVERSITY
1965

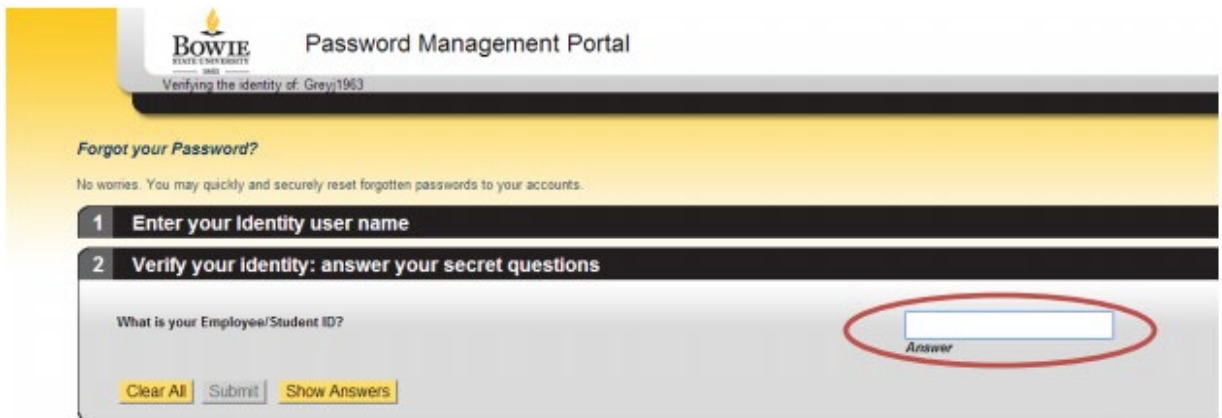
Password Management Portal

Forgot your Password?
No worries. You may quickly and securely reset forgotten passwords to your accounts.

1 Enter your Identity user name

User ID:

6. Enter your Student ID.



BOWIE
STATE UNIVERSITY
1965

Password Management Portal

Verifying the identity of: Greyj1963

Forgot your Password?
No worries. You may quickly and securely reset forgotten passwords to your accounts.

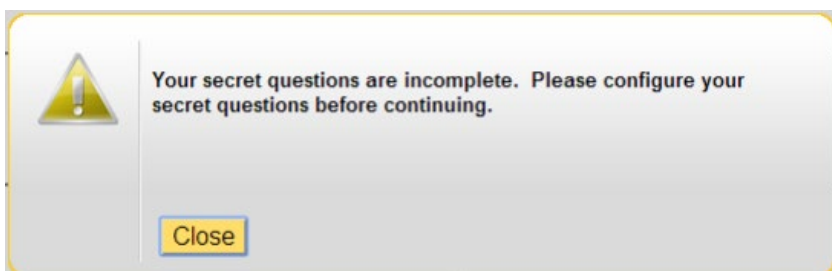
1 Enter your Identity user name


2 Verify your identity: answer your secret questions

What is your Employee/Student ID?

Answer

7. Click on "Close" when the system asks you to configure your secret questions.



 **Your secret questions are incomplete. Please configure your secret questions before continuing.**

8. Select your secret questions and provide the answers. Once completed, click “Submit”.
Note: Please be advised; this is not case sensitive.

1 Enter your Identity user name

2 Verify your identity: answer your secret questions

3 Set up secret questions

What is your favorite song? [.....] [.....]
Answer Re-type Your Answer

In which city were you born? [.....] [.....]
Answer Re-type Your Answer

Name of your first pet? [.....] [.....]
Answer Re-type Your Answer

What is your maternal father's first name? [.....] [.....]
Answer Re-type Your Answer

[Clear All](#) [Submit](#) [Show Answers](#)

9. Select “Reset my password” then click “Next”.

1 Enter your Identity user name

2 Verify your identity: answer your secret questions

3 Manage your secret questions or reset your password

Reset my password

Configure my secret questions

[Next](#)

10. Enter a new password and re-type it to verify. Click “Submit” afterwards.

1 Enter your Identity user name

2 Verify your identity: answer your secret questions

3 Set up secret questions

4 Manage your secret questions or reset your password

5 Account (or "account group") for password reset

You may use the same password for multiple accounts and account groups if it does not violate password rules.

Application/Group	Account	Password Rules	Last Reset On	Reset password Before
My Applications				
1 Total				

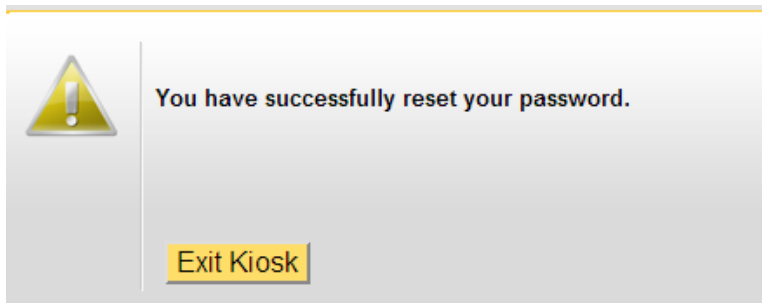
6 Create a new password

New Password [.....]
 Re-type Password [.....]

[Clear All](#) [Submit](#)

Password Rules	My Applications
Grey1983	
Length: Minimum	6
Length: Maximum	128
Letters: Minimum	4
Requires mixed case	Yes
Letters: Minimum upper case	1
Letters: Minimum lower case	1
Numbers: Minimum	1
User name: Disallow contain	Yes
User name: Disallow remote or circular shift	Yes
Identity User ID: Disallow contain	Yes
Disallow Password Reuse	Yes

11. **Congratulations!** You have successfully reset your password. Click **“Exit Kiosk”**.



Important BSU Password Requirements

- 8 characters minimum and 16 characters maximum
- Requires 3 out of 4 of the following:
 - Lowercase characters
 - Uppercase characters
 - Numbers (0-9)
 - Symbols
- Password Restrictions
 - Must not reuse a previous password
 - Must not contain your name or username
 - Unicode characters
 - spaces
 - Cannot contain a dot character '.' immediately preceding the '@' symbol

*If you need assistance, please contact the Division of Information Technology
Help Desk at helpdesk@bowiestate.edu.*
